

---

**ICBB2021-Registration receipt and Abstract LOA**

4 messages

---

**ICBB2021\_Scientific committee** <icbb2021@unram.ac.id>  
To: Dede Consultant <dede.consultant@gmail.com>

Mon, Aug 30, 2021 at 8:31 AM

Dear I.G.A.S. Wangiyana,

Thank you for completing the registration payment for article entitled :

Tannin Concentration of Gyrinops Tea Taken Form Different Agarwood Plantation and Different Processing Method

**We invite you to submit your full paper of IOP by 15th September 2021.  
But for JAPS the deadline full paper is more earlier (Date will be informed shortly)**


Please provide us your Whatsapp contact number, as we are organizing a whatsapp group for participants and presenters of ICBB2021 for easier communication.

Please stay healthy and safe

Best regards

ICBB2021 committee

---

**2 attachments** **ICBB2021-050.pdf**  
538K **LOA\_ICBB2021-050.pdf**  
115K

---

**Dede Wangiyana** <dede.consultant@gmail.com>  
To: ICBB2021\_Scientific committee <icbb2021@unram.ac.id>

Wed, Sep 15, 2021 at 4:50 PM

Dear ICBB2021 committee

Along with this email, I have sent full paper for IOP Conference Proceeding and Poster for ICBB 2021. Thank you for your kind attention.

best regards,  
Gde Adi S Wangiyana

[Quoted text hidden]

---

**2 attachments****ICBB2021-050\_Gde Adi S Wangiyana\_Undikma\_Poster.jpg**  
4013K **ICBB2021-050\_Gde Adi S Wangiyana\_Undikma\_Full Paper.docx**  
77K

To: Dede Wangiyana <dede.consultant@gmail.com>

Dear Dr. I Gde Adi Suryawan Wangiyana,

Thank you for submitting power point presentation and full paper.

Best regards,  
ICBB2021 Committee

[Quoted text hidden]

---

**icbb2021 icbb Unram** <icbb2021@unram.ac.id>  
To: Dede Wangiyana <dede.consultant@gmail.com>

Wed, Sep 15, 2021 at 10:23 PM

Dear Dr. I Gde Adi Suryawan Wangiyana,

Thank you for submitting poster presentation and full paper.

Best regards,  
ICBB2021 Committee

On Wed, Sep 15, 2021 at 4:51 PM Dede Wangiyana <dede.consultant@gmail.com> wrote:

[Quoted text hidden]

---

**ICBB2021 - Certificate**

1 message

---

**ICBB2021 - Scientific Committee** <icbb2021@unram.ac.id>  
To: Dede Consultant <dede.consultant@gmail.com>

Sun, Sep 26, 2021 at 12:06 PM

Dear Dr. I Gde Adi Suryawan Wangiyana,

We would like to thank you once again for your participation in The 4th International Conference on Bioscience and Biotechnology (ICBB2021).

Please find attached your certificate for your reference.  
If you have any questions or concerns please do not hesitate to contact us.

We hope the best for your research in the future.

Best regards

ICBB2021 organizing committee

---

**2 attachments****NEW\_ABSTRACT BOOK ICBB2021.pdf**  
6277K**P-001\_Certificate.pdf**  
218K

# Tannin Concentration of Gyrinops Tea Taken From Different Agarwood Plantation and Different Processing Method

I G A S Wangiyana<sup>1\*</sup>, Supriadi<sup>2</sup>, A Nikmatullah<sup>3</sup>, Sunarpi<sup>4</sup>, L Mulyaningsih<sup>1</sup>

<sup>1</sup> Forestry Department, Universitas Pendidikan Mandalika, Mataram, Indonesia

<sup>2</sup> Veterinary Department, Universitas Pendidikan Mandalika, Mataram, Indonesia

<sup>3</sup> Agro-technology Department, Mataram University, Mataram, Indonesia

<sup>4</sup> Biology Department, Mataram University, Mataram, Indonesia

\*corresponding author e-mail: [dede.consultant@gmail.com](mailto:dede.consultant@gmail.com)

**Abstract.** Tannin is one of the essential components that determine the quality of herbal tea products. This research aims to conduct a quantitative tannin assay of Gyrinops tea with different leaf sampling locations and processing methods. Factorial Completely Randomized Design was used as an experimental design with two treatment factors. The first factor is sampling location (Kekait, Lingsar, and Pejaring). The second factor is the processing method (Fresh leaves and Dried leaves). A titrimetric method with KMnO<sub>4</sub> and Indigo carmine reagent was used for quantitative tannin measurement. ANOVA and DMRT at a 5% significant level were used for tannin concentration analysis. The result indicated that the first, second, and interaction factors significantly affected tannin concentration. Drying the *G. versteegii* leaves could increase the tannin concentration of the Gyrinops tea product. *G. versteegii* leaves taken from Kekait has shown highest tannin concentration among others region. It could be concluded that dried *G. versteegii* leaves Kekait could produce Gyrinops tea with high quality based on tannin concentration measurement.

## 1. Introduction

Agarwood tea is one herbal tea product that produces from agarwood leaves [1]. The utilization of agarwood leaves as the raw material of agarwood tea is a good diversification product on agarwood cultivation [2]. Agarwood leaves could be harvested from 3 years old agarwood trees [3]. Harvesting agarwood leaves could give farmers additional income while waiting to harvest agarwood resin as the main product of agarwood cultivation that needs a ten-year investing period [4]. However, agarwood leaves were commonly treated as a waste product from pruning activity on agarwood cultivation [5]. Research and development of agarwood tea are needed to make this product more popular among agarwood farmers [6].

Study about the characteristic of agarwood leaves as the raw material of agarwood tea is an essential topic for the development of agarwood tea [7]. Agarwood products in several countries in Asia are commonly made from agarwood leaves of the *Aquilaria* genus [8]. This genus is also famous as an agarwood tea raw material in Indonesia with “Aqila Tea” product [3]. Mostly agarwood tea product from *Aquilaria* genus distributed on the west region of Indonesia as the natural habitat of this genus [9]. Agarwood tea from the east region of Indonesia is made from the *Gyrinops* genus instead of the *Aquilaria* genus [6]. Lombok Island is one place from the east region of Indonesia that has become the centre of development of agarwood tea from the *Gyrinops* genus, especially *Gyrinops versteegii* [10].

This species is endemic to Lombok Island and well distributed in all island regions [11]. Agarwood tea made from *G. versteegii* is called “Gyrinops tea” [12].

Gyrinops tea from Lombok Island needs further developed into a national agarwood tea product like Aqila tea. Raw material standardization study is one of the essential things that could support the development of herbal tea products like Gyrinops tea [10]. Tannin is one molecule that has an essential role in the raw material standardization of tea products [13]. Several studies about tannin concentration have been conducted for the standardization of agarwood tea products from *Aquilaria* [14], [15], and Gyrinops [16], [17]. Factors that determined tannin concentration on *G. versteegii* leaves should be the focus of study to develop Gyrinops tea product.

Several studies on the *Aquilaria* genus have revealed that sampling location and leaves processing method are essential factors determining the tannin concentration of *Aquilaria* leaves. Agarwood tea made from *A. malaccensis* leaves taken from different sampling locations on Sumatera Island has shown different tannin concentrations [15], [18], [19]. Different processing methods of *A. malaccensis* leaves also produce agarwood tea with varying phytochemical profiles and tannin concentrations [20], [21]. Different sampling locations of *G. versteegii* leaves, including West Lombok, East Lombok, and North Lombok, have shown variation in qualitative phytochemical profiles [10]. However, quantitative tannin measurement of Gyrinops tea was only reported from agarwood plantation in West Lombok Region [16]. Quantitative tannin concentration assay of Gyrinops tea should represent a variant of this species in a different region of Lombok Island [22]. This research aims to conduct a quantitative tannin assay of Gyrinops tea with different leaf sampling locations and processing methods.

## 2. Material and methods

### 2.1. Experiment Design

This research used a Completely Randomized Design with two treatment factors. All treatments were investigated under three replication. The treatment factors are as follows:

*Gyrinops versteegii* leaves processing method

P<sub>1</sub> : Fresh *Gyrinops versteegii* leaves

P<sub>2</sub> : Dried *Gyrinops versteegii* leaves

*Gyrinops versteegii* leaves sampling location

S<sub>1</sub> : Sampling location at Kekait

S<sub>2</sub> : Sampling location at Lingsar

S<sub>3</sub> : Sampling location at Pejaring

### 2.2. Sample collection

Leaves of *G. versteegii* were taken from 3 agarwood plantations on Lombok Island according to the experiment design. Detailed coordinates of sampling locations are Kekait (8°31'26''S, 116°07'03'' E), Lingsar (8°33'32'' S, 116°09'25'' E), Pejaring (8°35'49'' S, 116°26'44'' E). Leaves selection was conducted based on the size, shape, and condition of the *G. versteegii* tree. Ideal *G. versteegii* leaves for Gyrinops tea production should have a length from 5 cm – 15 cm. Leaves samples should not have chlorosis and necrosis symptom. Last but not least, the sample should be free from pests and disease [12].

### 2.3. Raw material preparation

*G. versteegii* leaves samples were cleaned from dust and dirt by washing treatment using flowing water. The washing treatment was repeated three times. Clean leaves samples that were dried at 27°C for three days using a drying rack. The drying process was carried until sample leaves lost 10% of

water content. Then, dried leaves were chopped to form 1 – 2 mm particle size using a grinding machine [2].

#### 2.4. Preparation and standardization of the reagent

Indigo carmine and  $\text{KMnO}_4$  were the primary solutions for quantitative tannin measurement. Indigo carmine solution was made by dissolving 6 grams of indigo carmine powder (Merck) into 500 ml distilled water with heating treatment. Fifty ml of 95%  $\text{H}_2\text{SO}_4$  solution were added after the mixture was cooling down. The mixture was diluted by adding distilled water until the volume reached 1 L and then was filtered using qualitative filter paper [23].  $\text{KMnO}_4$  solution was made by diluting 3.3 grams of  $\text{KMnO}_4$  powder in 1 L distilled water. The solution was then standardized with oxalic acid by titration. The result of standardization was 1 ml of 0.1 N  $\text{KMnO}_4$  equal to 0.0067-gram oxalic acid [14].

#### 2.5. Gyrinops tea extraction

Gyrinops tea samples were made from dried *G. versteegii* leaves particle extraction process using distilled water. One gram particle was extracted on 50 ml distilled water with a heating process at 70°C for 5 minutes. The mixtures were filtered through qualitative filter paper. The filtrates were then centrifuged at 4000 rpm for 15 minutes. The supernatants from this process were Gyrinops tea products [16].

#### 2.6. Qualitative estimation of tannin

Qualitative tannin assay was a preliminary assay for early screening of tannin compound in the Gyrinops tea sample.  $\text{FeCl}_3$  was the reagent for this assay. Three drops of  $\text{FeCl}_3$  with 5% (w/v) concentration were added to 1 ml of Gyrinops tea. Greenish precipitate formation from the sample indicates the presence of tannin [24].

#### 2.7. Quantitative estimation of tannin

The titrimetric method by titrating the sample with standardized  $\text{KMnO}_4$  was carried for quantitative tannin estimation. Twenty-five ml of Gyrinops tea samples were mixed with 25 ml indigo carmine solution in a 1000 ml Erlenmeyer flask. The mixtures were then diluted by adding 750 ml distilled water and were titrated with standardized  $\text{KMnO}_4$ . Titrations were carried until the blue color of the mixture change into green color. After that, few drops of  $\text{KMnO}_4$  were added until the color of the mixture became golden yellow. The blank assays were performed by titration of 25 ml indigo carmine solution without Gyrinops tea sample. All of Gyrinops tea samples were analyzed in triplicate. The tannin concentrations (%T) were calculated using the equation as follows [23]:

$$\% T = \frac{(V - V_0) \times 0.004157 \times 50}{g \times 25} \times 100\%$$

V is the volume of 0.1 N  $\text{KMnO}_4$  for sample titration (ml),  $V_0$  is the volume of 0.1 N  $\text{KMnO}_4$  for blank test titration (ml), 0.004157 is tannin equivalent in 1 ml of 0.1 N  $\text{KMnO}_4$ , g is the mass of the sample taken for analysis (gr), 25 is the volume of Gyrinops sample, 50 is the volume of extraction solvent for Gyrinops sample.

#### 2.8. Data analysis

Tannin concentrations of Gyrinops tea from each treatment were analyzed using Analysis of Variance (ANOVA) and Duncan Multiple Range Test (DMRT) at 5% level significant ( $\alpha=0.05$ ). Tannin concentration data were also analyzed for their means, and standard errors were then presented as bar charts with error bars to interpret interaction factors between two treatment factors.

### 3. Result and Discussion

Tannin is an essential molecule that has been approved as one of the quality standard compounds for conventional tea products [25]. Different types of conventional tea, including green tea, oolong tea, and black tea, have different tannin concentrations. This different tannin concentration has determined the different tastes of each conventional tea product [24]. Standardization of agarwood tea products could adopt standardization of conventional tea products by using tannin as the quality standard. Several studies have revealed different tannin concentrations of agarwood tea from *Aquilaria malaccensis* with different processing methods and different sampling locations [15], [18], [19], [21]. However, very few reports compare the tannin concentration of Gyrinops agarwood tea with different leaves processing methods and different sampling locations.

Table 1. DMRT Analysis of tannin concentration

Factors	Treatment	Tannin Concentration (%)	Significance
Gyrinops versteegii leaves processing method	P <sub>2</sub> : Dried Gyrinops versteegii leaves	5.68 ± 0.22	a
	P <sub>1</sub> : Fresh Gyrinops versteegii leaves	1 ± 0.06	b
	LSD 0.05	0.56	
Gyrinops versteegii leaves sampling location	S <sub>1</sub> : Sampling location at Kekait	4.01 ± 0.60	a
	S <sub>2</sub> : Sampling location at Lingsar	3.28 ± 0.37	b
	S <sub>3</sub> : Sampling location at Pejaring	2.73 ± 0.33	b
	LSD 0.05	0.68	

Remarks: Mean values followed by the same letters are significantly different ( $p < 0.05$ ) between levels of each treatment factor

ANOVA has shown that leaves processing method and sampling location significantly affect different tannin concentrations of Gyrinops tea samples. DMRT has confirmed which treatment of each factor is responsible for different tannin concentrations of the sample (Table 1). It could be interpreted that Gyrinops tea from dried leaves has a much higher tannin concentration than Gyrinops tea from fresh leaves. Drying leaves treatment on leaves have an impact on higher secondary metabolite content, including tannin. Dried tea leaves (*Camellia sinensis* L) have a higher tannin concentration than fresh tea leaves [26]. A similar pattern had occurred when *G. versteegii* leaves were treated by drying treatment on this research. A study about agarwood tea with leaves drying treatment has shown that dried agarwood leaves have a bitterer taste than fresh agarwood leaves [27]. Tannin is the main compound that responsible for the bitter taste of tea products [28]. Thus, this research has confirmed that the bitterer taste of agarwood tea from dried leaves was caused by its higher tannin concentration. Gyrinops tea samples from different sampling locations have variation tannin concentrations (Table 1). The highest tannin concentration was the Gyrinops tea from Kekait and was significantly different from other sampling locations. This result confirmed other research revealing tannin concentration variation of Aqila agarwood tea (*A. malaccensis*) from different sampling locations in the North Sumatera Region (Table 2). Tannin concentrations of Gyrinops agarwood tea were similar to those of Aqila agarwood tea, ranging from 2% to 5%. However, this different tannin concentration result implies the importance of sampling location on a raw material selection of Gyrinops tea product. The development of this product should be using *G. versteegii* raw material from the highest tannin concentration location.

Table 2. Tannin concentration variation of Aqila agarwood tea from different sampling location

Location	Region	Agarwood Species	Tannin concentration (%)	Reference
Laru	North Sumatera	<i>A. malaccensis</i>	5.62 ± 0.42	[18]
Hutanbolon	North Sumatera	<i>A. malaccensis</i>	3.08 ± 0.23	
Langkat	North Sumatera	<i>A. malaccensis</i>	2.34 ± 0.16	[14]
Sigiring – giring	North Sumatera	<i>A. malaccensis</i>	3.13 ± 0.20	[15]
S. Kalangan II	North Sumatera	<i>A. malaccensis</i>	3.19 ± 0.21	

Standard error analysis has shown unique interaction between factor treatments in this research (Figure 1). Different tannin concentration from different sampling location only occurs on dried leaves of *G. versteegii*. Fresh *G. versteegii* leaves from different sampling location has no significant difference of tannin concentration. Thus, Gyrinops tea raw material selection from different sampling locations should focus on dried *G. versteegii* leaves since dried leaves have much higher tannin concentration than fresh ones.

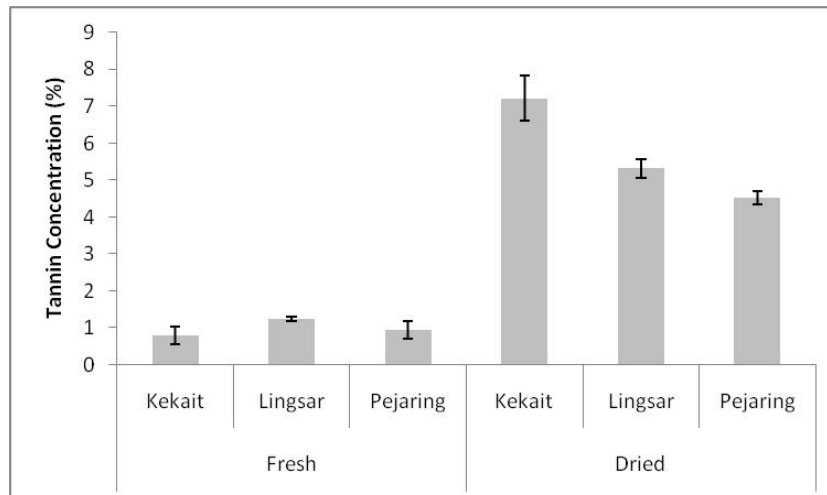


Figure 1. Standard error analysis of leaves processing factor and sampling location factor

The previous study of tannin concentration on Gyrinops tea only focuses on raw material from agarwood plantation located at Lingsar, representing the West Lombok Region of *G. versteegii* distribution [17]. However, this research has revealed that raw material from agarwood plantation located at Kekait represents North Lombok Region of *G. versteegii* has higher tannin concentration than Lingsar. Based on previous research, the study of *G. versteegii* from the Kekait plantation only was focused on seedling development [29]. The high tannin concentration of *G. versteegii* on this plantation implies its potency as a source of Gyrinops tea raw material.

#### 4. Conclusion

Gyrinops tea from dried leaves has a higher tannin concentration than Gyrinops tea from fresh leaves. Gyrinops tea from Kekait has the highest tannin concentration among the other sampling locations. Thus, the combination of dried *G. versteegii* leaves taken from Kekait could produce high-quality Gyrinops tea based on tannin concentration measurement.

#### 5. References

- [1] Surjanto S, Batubara R and Rangkuti D S 2019 Safety test of agarwood leaves tea (*Aquilaria malaccensis* lamk.) through skin sensitization test on Albino Rabbit, *Open Access Maced. J. Med. Sci.* **7** pp. 3896–99
- [2] Wangiyana I G A S, Putri D S and Triandini I G A A H 2019 Pelatihan Pengolahan Daun Gaharu Menjadi Teh Herbal Untuk Istri Petani Anggota Kelompok Tani Desa Duman *Logista J. Ilm. Pengabd. Kpd. Masy.* **3** pp. 82–89
- [3] Karsiningsih E 2016 Analisis Kelayakan Finansial dan Strategi Pengembangan Teh Gaharu di Kabupaten Bangka Tengah (Studi Kasus: Teh Gaharu ‘Aqilla’ Gapoktan Alam Jaya Lestari) *Agrar. J. Agribus. Rural Dev. Res.* **2** pp. 143–51
- [4] Akter S, Islam M T, Zulkefeli M and Khan S. I. 2013 Agarwood Production - A



- Multidisciplinary Field to be Explored in Bangladesh *Int. J. Pharm. Life Sci.* **2** pp. 22–32
- [5] Wangiyana I G A S and Putri D S 2019 Aplikasi zat pengatur tumbuh dan kegiatan pruning dalam optimalisasi budidaya gaharu di Desa Duman Kecamatan Lingsar Lombok Barat,” *Lumbung Inov.* **4** pp. 1–7
- [6] Samsuri T and Fitriani H. 2013 Agarwood tea production from *Gyrinops versteegii* *J. Ilm. Biol. Biosci.* **1** pp. 137–44
- [7] Simatupang J, Batubara R, Julianti E 2015 Consumers acceptance and antioxidant of the agarwood (*Aquilaria malaccensis* Lamk.) leaves tea based on the shape and size of leaves *Peronema For. Sci. J.* **4** pp. 1–11
- [8] Adam A Z Lee S Y and Mohamed R 2017 Pharmacological properties of agarwood tea derived from *Aquilaria* (Thymelaeaceae) leaves: an emerging contemporary herbal drink *J. Herb. Med.* **10** pp. 37–44
- [9] Roemantyo and Partomihardjo T 2010 Natural distribution prediction analyses of agarwood genera of *Aquilaria* and *Gyrinops* in Indonesia *Ber. Biol.* **10** pp. 189–98
- [10] Wangiyana I G A S, Supriadi, Nikmatullah A, Sunarpi, Putri D S and Rosidah S 2021 Phytochemical screening and antioxidant activity of *Gyrinops* tea from agarwood plantation on Lombok island, Indonesia in *IOP Conference Series: Earth and Environmental Science*, pp. 1–6
- [11] Wangiyana I G A S, Nugraheni Y M M A, Anggadhania L and Soetarto E S 2021 Morphological and DNA polymorphism analyses of *Fusarium solani* isolated from *Gyrinops versteegii* in the West Nusa Tenggara Forest,” *ASM Sci. J.* **14** pp. 65–74
- [12] Wangiyana I G A S and Putri D. S. 2019. Teh *Gyrinops* : Produk Inovatif dari Istri Petani Desa Duman Kecamatan Lingsar Kabupaten Lombok Barat, *Prosiding PEPADU*, pp. 388–96
- [13] Akhtar S, Khan F A, Ali J and Javid B 2013 Chemical composition and quality comparison of different branded and non-brander black tea samples available in the local market of Peshawar Department of Plant Breeding and Genetic *American-Eurasian J. Agric. & Environ. Sci* **13** pp. 1290 - 92
- [14] Adrianar N, Batubara R and Julianti E 2015 Value of consumers preference towards to agarwood tea leaves (*Aquilaria malaccensis* Lamk) based on the location of leaves in the trunk *Peronema For. Sci. J.* **4** pp. 12–16
- [15] Surjanto, Batubara R, Hanum T I and Pulungan W 2019 Phytochemical and antioxidant activity of gaharu leaf tea (*Aquilaria malaccensis* Lamk) as raw material of tea from middle Tapanuli Regency, North Sumatera Province in *IOP Conference Series: Earth and Environmental Science*, **260**, pp. 1–6,
- [16] Wangiyana I G A S, Triandini I G A A H, Putradi D and Wangiyana W 2018 Tannin concentration of *gyrinops* tea from leaves of juvenile and mature agarwood trees (*Gyrinops versteegii* Gilg ( Domke )) with different processing methods *J. Chem. Pharm. Res.* **10** pp. 113–19
- [17] Wangiyana I G A S, Sawaludin, Nizar W Y and Wangiyana W. 2019 Tannin concentrations of *Gyrinops* tea with different leaf processing methods and addition of herbal medicine ingredients Tannin Concentrations of *Gyrinops* Tea with Different Leaf Processing Methods and Addition of Herbal Medicine Ingredients in *AIP Conference Proceedings*, **2199** pp. 1–7.
- [18] Batubara R, Hanum T I, Handika A and Affandi O 2020 The screening of phytochemical and antioxidant activity of agarwood leaves (*Aquilaria malaccensis*) from two sites in North Sumatra, Indonesia *Biodiversitas* **21**pp. 1588–96
- [19] Batubara R, Hanum T I and Surjanto 2018. Phytochemical and tannin content in two species of agarwood leaves from Mandailing Natal Regency North Sumatera Province in *AIP Conference Proceedings* **2049** pp. 1–5.
- [20] Batubara R, Hanum T I, Risnasari I, Ginting H and Lubis L A 2018 Antioxidant activity and preferences test of agarwood leaves tea (*Aquilaria malaccensis* Lamk) based on leaves drying methods in *Proceedings of BROMO Conference* **2018** pp. 159–163

- [21] Harahap R K, Batubara R and Surjanto 2015 The test of antioxidant contained in fresh and rotten leaf of gaharu (*Aquilaria malaccensis* Lamk ) based on the different of grown ground *Peronema For. Sci. J.* **4** pp. 72–87
- [22] Iswantari W, Mulyaningsih T and Muspiah A 2017 Karyomorphology and chromosome number of four groups of *Gyrinops versteegii* (Gilg.) Domke in Lombok *J. Ilmu Kehutan.* **11** pp. 205–11
- [23] Atanassova M and Christova-Bagdassarian V 2009 Determination of tannins content by titrimetric method for comparison of different plant species *J. Univ. Chem. Technol. Metall.* **44** pp. 413–15
- [24] Khasnabis J, Rai C and Roy A 2015 Determination of tannin content by titrimetric method from different types of tea *J. Chem. Pharm. Res.* **7** pp. 238–41
- [25] Yadav K C, Parajuli A, Khatri B B and Shiwakoti L D 2020 Phytochemicals and quality of green and black teas from different clones of tea plant *J. Food Qual.* **2020** pp. 1 - 13
- [26] Rusita Y D, Lukito P I, Purwasih R and Indriani R 2019 Comparison of tannin concentration on fresh and dried tea leaf (*Camelia sinensis* L.) extract using UV-Visible spectrophotometric method in *International Conference of Health, Science & Technology 2019* pp. 7–9.
- [27] Wangiyana I G A S and Samiun 2018 Characteristic of agarwood tea from *Gyrinops versteegii* fresh and dry leaves *J. Sang. Mat.* **4** pp. 41–44.
- [28] Zhang L, Cao Q Q, Granato D, Xu Y Q and Ho C T 2020 Association between chemistry and taste of tea: A review *Trends Food Sci. Technol.* **101** pp. 139–49
- [29] Wangiyana I G A S and Wanitaningsih S K 2018 Pkm kelompok pembibit gaharu desa kekait puncang untuk meningkatkan efisiensi produksi bibit *Lumbung Inov.* **3**pp. 52–58

### **Acknowledgments**

The authors would like to thank the Indonesian Ministry of Education, Culture, Research and Technology for research grant scheme “Penelitian Kerjasama Perguruan Tinggi” that supports this research

---

**In Production - ICBB2021 in IOP-EES**

1 message

---

**ICBB2021 - IOP editorial team** <icbb2021@unram.ac.id>  
To: Dede Consultant <dede.consultant@gmail.com>

Mon, Nov 1, 2021 at 8:32 PM

Dear Dr. I G A S Wangiyana,

We would like to inform you the status of your manuscript with new IOP ID assignment 068\_ICBB2021.pdf entitled:  
Tannin Concentration of Gyrinops Tea Taken Form Different Agarwood Plantation and Different Processing Method

We are informed that,

The files have been passed to IOP typesetters and will start preparing the volume for publication.

Production will contact the ICBB committee directly if they find any technical issues with the files and when the volume is ready to be pre-viewed in our servers just before it is published.

Best regards

ICBB2021 chair  
Eka Sunarwidhi Prasedya, Ph.D.

---

In Production: ICBB 2021 in EES 100%

ICBB Editorial Team: 001

The files have been passed to our typesetters and will start preparing the volume for publication.

Production will contact you directly if they find any technical issues with the files and when the volume is ready to be pre-viewed in our servers just before it is published.

**IOP-EES.png**  
48K

PAPER • OPEN ACCESS

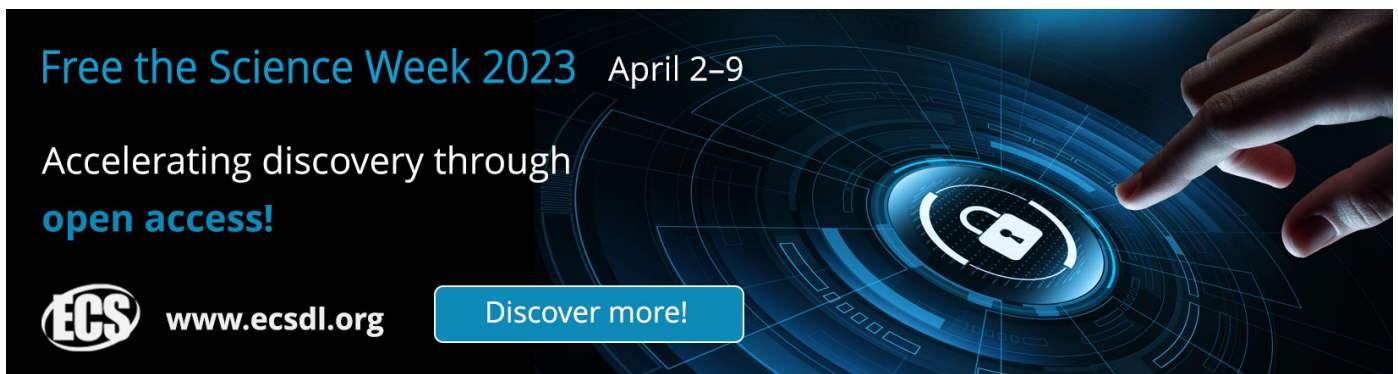
## Peer review declaration

To cite this article: 2021 *IOP Conf. Ser.: Earth Environ. Sci.* **913** 011002

View the [article online](#) for updates and enhancements.


You may also like

- [Peer review declaration](#)
- [Peer review declaration](#)
- [Peer review declaration](#)



Free the Science Week 2023 April 2–9

Accelerating discovery through  
**open access!**

 [www.ecsdl.org](http://www.ecsdl.org) [Discover more!](#)

The banner features a dark blue background with a futuristic, glowing blue interface. A hand is shown interacting with a circular element containing a white padlock icon. The text is in white and light blue, with the ECS logo and website URL in white. A blue button with white text is also present.

## Peer review declaration

All papers published in this volume of IOP Conference Series: Earth and Environmental Science have been peer reviewed through processes administered by the Editors. Reviews were conducted by expert referees to the professional and scientific standards expected of a proceedings journal published by IOP Publishing.

- **Type of peer review:**  
The peer review process was conducted with double-blind method by 2 reviewers per article.
- **Conference submission management system:**  
Email address used for manuscript management system is icbb2021@unram.ac.id
- **Number of submissions received:** 180
- **Number of submissions sent for review:** 125
- **Number of submissions accepted:** 111
- **Acceptance Rate (Number of Submissions Accepted / Number of Submissions Received X 100):**  
61.67%
- **Average number of reviews per paper:** 3 rounds of review process
- **Total number of reviewers involved:** 12 reviewers
- **Any additional info on review process:**

In detail, the submitted papers were checked for their plagiarism similarity index with Turn it in software. Any manuscript with similarity index above 25% will be returned to the author for revision. The peer-review process was conducted by involving internal reviewers from University of Mataram who has scopus H-index  $\geq 3$ . In addition, external reviewers were also involved from other universities and institution. Selection of the reviewers was conducted based on the suitability of the reviewer expertise and the subtopic of the paper. The first decision whether the paper is rejected or required for revision is sent in approximately 4 days. The comments from the reviewer are concluded by the editor in chief to reject or accept the paper.

- **Contact person for queries:**  
Eka Sunarwidhi Prasedya, Ph.D.  
University of Mataram, Mataram, Indonesia  
ekasprasedya@unram.ac.id

