

Workflow

Publication

Submission

Review

Copyediting

Production

Submission Files Search

▶	 12377-1	hulyadi83, Artikel ke JPPIPA.doc	December 14, 2022	Article Text
---	---	----------------------------------	-------------------	--------------

[Download All Files](#)

Pre-Review Discussions Add discussion

Name	From	Last Reply	Replies	Closed
<i>No Items</i>				

Activate Windows
Go to Settings to activate Windows.

JPPIPA
JURNAL PENELITIAN PENDIDIKAN IPA

Submissions

Submissions

My Queue 1

Archives 1

Help

Archived Submissions [New Submission](#)

2624	Muhali et al. Effectiveness of Activated Carbon CaCl ₂ and NaNO ₃ Reducing Fatty Acids and Increasing the Quantity of Biodiesel Production	Published	1	▼
------	--	-----------	---	---



Activate Windows
Go to Settings to activate Windows.

Submissions

Workflow Publication

Submission Review Copyediting Production

Round 1

Round 1 Status
Submission accepted.

Notifications

[JPPIPA] Editor Decision	2023-01-08 10:50 AM
[JPPIPA] Editor Decision	2023-01-17 11:16 AM
[JPPIPA] Editor Decision	2023-01-25 03:27 PM

Activate Windows
Go to Settings to activate Windows.



EFFECTIVENESS OF ACTIVATED CARBON CaCl₂ AND NaNO₃ REDUCING FATTY ACIDS AND INCREASING THE QUANTITY OF BIODIESEL PRODUCTION

Muhali^{1*}, Hendrawani², Baiq Mirawati^{3, 4} Hulyadi

Book Antiqua 11pt Bold, Space 1, Justify

^{1,2,3,4}. Chemistry and Biology Education Department, Faculty of Technology and Applied Science, Mandalika University of Education.

DOI: <https://doi.org/10.29303/jppipa.v6i1.264>

Article Info

Received:

Revised:

Accepted:

Correspondence:

hendrawani@undikma.ac.id

Phone: +6281918233355

Abstract: The study aims to identify the ability of carbon activated CaCl₂ and NaNO₃ in reducing fatty acids in jelah oil in biodiesel synthesis. This research is an experimental research with a quantitative descriptive approach. The variables measured in this study are the acidity level and quantity of biodiesel production from used cooking oil. The instruments used in this study include PH meters and Gas Chromatography mass Spectroscopy (GC-MS). The pH meter is used to measure the acid concentration of used cooking oil after going through a filtration process using activated carbon CaCl₂, NaNO₃, and inactivated carbon. The GC-MS instrument is used to identify the quantity of biocidcell production made from used cooking oil. The data obtained are presented in the form of tables and graphs to identify the effect of the treatment given. Based on measurements of PH meters and GC-MS activated carbon CaCl₂ is proven to be able to reduce fatty acids from an initial pH of 4 to 7 and get a biocidcell of 100%. Based on these findings, it can be concluded that the use of CaCl₂ activated carbon has proven to be the most effective in reducing fatty acids and increasing the quantity of biodiesel production

Keywords: Activated carbon, fatty acids, and biodiesel

Introduction

Edible fats and oils also called simple lipids contain 95-98% triacylglycerol, small amounts of diacyl and monoacylglycerol, free fatty acids, and 1-2% non-soapable components, such as sterols, tocopherols, and color compounds (Abidin 2013; Awogbemi, Onuh, and Inambao 2019). Cooking oil is mostly composed of triacylglycerol. Cooking oil is a basic need that is almost consumed every day. The intake of oils resulting in a variety of metabolic disorders in the body. The onset of problems in metabolism in the body will have

implications for the emergence of various diseases (Kimura I., Et al 2020; Marino et al. 2021).

Cooking oil that is often used by the Indonesian people, especially the lower middle class, is bulk oil. The affordable price is the dominant reason this cooking oil is widely used by the public. Many people are not aware of the impact of using bulk cooking oil in the long term. Cooking oil that is continuously used to fry food at high temperatures causes a break in the bond in the oil (Bhatnagar et al. 2009; Liu et al. 2019). Free radicals and fatty acids cause various diseases in our bodies (Choe & Min 2006;

Commented [HC1]: Tidak Bold
Font size 18
justify
Huruf kapital setiap awal kata kecuali kata hubung

Commented [HC2]: font size 9

Commented [HC3]: Kenapa dihighlight?

Commented [HC4]: Kenapa dihighlight?
ganti tanda koma (,) dengan titik koma (;)

Commented [HC5]: Pertajam introduction agar nampak penting dan manfaat penelitian ini dilakukan

Commented [HC6]: seharusnya
(Kimura et al., 2020; Marino et al., 2021)

Email: xxxx@xxx.xxx (*Corresponding Author)

Gordon & Magos 1983; Jiang et al. 2020, 2020; Rossi et al. 2007; Xie et al. 2019). Diseases such as hypertension and cancer can appear if they consume bulk oil for a long period of time (Mouodi et al. 2019; Zhuang, et al. 2021). Cholesterol in cooking oil is one of the triggers for the emergence of various diseases. High cholesterol levels trigger the onset of heart failure (Karminingtyas, Vifta, and Lestari 2021; Park & Han 2021; Surtini and Badriyah 2021).

Blood with high cholesterol also has implications for the brain's workability (Silva, Bernardi, and Frozza 2020). A large amount of evidence supports that the gut microbiota plays an important role in the regulation of metabolic, endocrine, and immune functions. In recent years, it has been found the involvement of the gut microbiota in several neurochemical pathways through the interconnected gut-brain axis. Fats or oils not only contain negative values, fats are also a source of energy for the body.

Fats of a certain concentration are needed as a source of energy. (Kimura I., et al 2020) states asam fat synthesized as an energy substrate. Long- and medium-chain fatty acids derived primarily from dietary triglycerides, and short-chain fatty acids produced by the fermentation of gut microbes from indigestible dietary fiber, are the main sources of free fatty acids. Recently, a growing body of evidence suggests that fatty acids not only serve as a source of energy but also as natural ligands for a group of protein receptors. (Ormazabal et al. 2018) stated that the effect of insulin suppression on diadiposit lipolysis causes an increase in free fatty acids. The increase in prudence free fatty acids stimulates the peraan and secretion of fatty acids resulting in hypertriglyceridemia. Triglycerides are transferred through the *cholesteryl ester process of protein transfer*. This process produces triglyceride-enriched cholesterol particles on glucose metabolism, insulin resistance leads to a decrease in the synthesis of liver glycogen, due to a decrease in the activation of glycogen synthesis

Fatty acids have such a far-reaching impact on our health. Fats that are not decomposed into energy for the body will accumulate in the body which causes various diseases in the body (Barrea et al. 2019; Kunz et al. 2019; Lee et al. 2022, 2019). Literacy about fatty acids in used cooking oil that is low in Indonesian society causes negative impacts on cooking oil consumption, many are not known by the public. The conversion of used cooking oil into biodiesel is important as a way to reduce its negative impact. Biodicell synthesis is important in the midst of a fossil energy crisis and the environmental impacts caused. The abundance of

sawait plantations in Indonesia has become a big capital in making biodiesel. Triglycerides are staples in biodicell dressing (Corro et al. 2017; Long et al. 2021). Triglycerides are commonly found in palm and legume plants (Chatterjee et al. 2020; Sankaraman and Sferra 2018). Biodicell synthesis mostly uses vegetable triglycerides. (Changmai et al. 2020) reported the use of plant-based triglycerides proved to be more effective and efficient in producing biodicells by producing homogeneous and heterogeneous catalysts.

Used cooking oil cannot be directly obtained into biodiesel because it contains free fatty acids (Gardy et al. 2017; Sahar., et al 2018; Wang, Liu, and Gong 2017). The presence of free fatty acids in the oil causes a stinging reaction (Ardiyanti., et al 2020; Bouaid et al. 2016; Glass RL 1971). The stinging reaction at biodicell synthesis causes low biodicell yield. Technology is needed in removing fatty acids in used cooking oils. One technique to reduce fatty acids is the addition of active carbon (Hernandez et al., 2018; Yang et al., 2017).. (Niu et al. 2018) reported that sulfanilate-activated carbon was shown to be able to reduce free fatty acids produced by biodiesel with levels of 96%. The addition of an activator to carbon is needed to attract residues in used cooking oil. (Kastner et al. 2012) stated that sulfite-activated carbon can catalyze the esterification reaction of fatty acids with a yield of 90-10%. (Capson-Tojo et al. 2018) found the use of granular activated carbon has been shown to be effective in lowering acetic acid levels in the decomposition of organic waste. The process of decomposition of organic waste by microorganisms produces by-products in the form of acetic acid. If the concentration of acids continues to increase the work of microorganisms in decomposing organic waste may be disturbed. The ability of activated carbon to absorb acids is very useful in keeping the activity of microorganisms running. Based on the description above, the use of activated carbon is important to continue to be developed in reducing fatty acids in used cooking oil. Decreased levels of fatty acids in oil can reduce the negative impact of oil on health and can improve the quantity of the biodiesel produced.

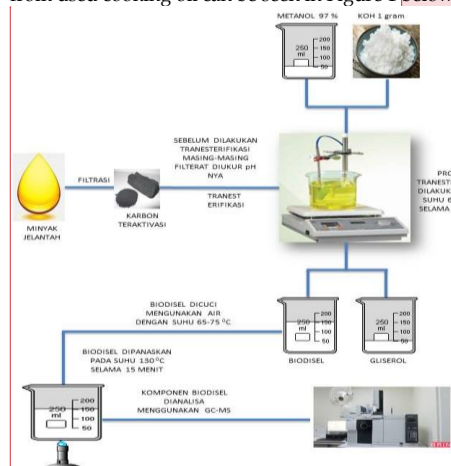
Method

The main ingredients used in this research are used cooking oil, methanol 96% pro-analyst, KOH pro-analyst, coconut shell carbon. Glassware, magnetic stirrer, gas chromatography mass spectrometry, pH meter. The process of making biodiesel from used cooking oil starts from the filtration of used cooking oil using filter paper and activated carbon. Furthermore, the manufacture of methoxy by reacting 50 mL of

Commented [HC7]: Seharusnya: (Choe & Min, 2006; Gordon & Magos, 1983; Jiang et al., 2020; Rossi et al., 2007; Xie et al., 2019) format kutipan lain diperhatikan sesuai dengan di atas.

Commented [HC8]: First line indent

methanol with 1 gram of KOH. The next step is the transesterification process, separation of biodiesel from glycerol, washing biodiesel, drying, and testing biodiesel using the GC-MS instrument. The data obtained are then arranged in tables and described in the form of graphs. The graph is used to be able to see the effect of the application of activated carbon in reducing the fatty acids of used cooking oil and increasing the percentage of biodiesel production. A more complete procedure for the synthesis of biodiesel from used cooking oil can be seen in Figure 1 below



The next process is used cooking oil which has passed the second filtering stage and is then made into biodiesel. Biodiesel is made from 250 mL of used cooking oil that has gone through the second filtering stage plus 50 mL of methoxy solution. Methoxy solution was prepared from 50 mL of methanol plus 1 gram of KOH. All ingredients are mixed in a glass beaker and then heated on a hot plate magnetic stirrer at a temperature of 65-75 0C for 1-2 hours. After 2 hours the ingredients are put in a separating funnel. The material is allowed to stand for 10-15 minutes until two layers are formed. The top layer of biodiesel and glycerol in the bottom layer. The separated biodiesel is then washed with warm water at a regular temperature of 65-75 0C, washing is carried out to clean fatty acids or other minerals dissolved in biodiesel (Abbaszadeh et al. 2014; Atadashi et al 2011; Pinho et al 2022). Furthermore, biodiesel is heated at 1300C for 10-15 minutes to evaporate water during the biodiesel washing process (Chozhavendhan et al 2020; Fonseca et al 2019). Furthermore, the composition of biodiesel was measured using a gas chromatography mass spectrometry (GC-MS) instrument.

Table 2. % Biodicell area and Unbiodiesel Carbon filterized are not activated.

Peak	Area% Biodiesel	Area% Unbiodiesel	Name
1-2	3,43	0	Tetra acid, methyl ester
3-4	35,99	0	Hexadecanoic acid, methyl ester
5	0	2,50	Hexadecanoic acid, palmitic acid
6&8	0	46,31	9-octadecanoic acid
7	9,45	0	Octadecanoic acid, methyl ester
9&10	2,34	0	Eicosenoic acid, methyl ester
Total	51,21	48,81	

Table 3. % Area of Biodicell and Unbiodiesel Stabilized Carbon Activated NaNO₃.

tPeak	Area% Biodiesel	Area% Unbiodiesel	Name
1	0,62	0	Dodecanoic acid methyl ester
2	2,31	0	Tetradenoic acid,

Result and Discussion

The process of making biodiesel from used cooking oil starts from the filtration of used cooking oil using filter paper. This process is carried out to separate used cooking oil macro residues. The next process measures the pH of the oil using a pH meter. Subsequently, a second filtration was carried out using activated carbon CaCl₂, NaNO₃ and unactivated carbon, respectively. All filtrates were measured pH to see the ability of carbon in reducing fatty acids. The results of the identification of the pH of used cooking oil can be seen in table 1.

Table 1. pH of used cooking oil on several filters

Filt rasi	Filter paper	Activated carbon (CaCl ₂)	Activated carbon (NaNO ₃)	Unactivated carbon
pH	4	7	6	5

Commented [HC9]: delete

Commented [HC10]: Keterangan pada gambar ditranslate ke dalam bahasa Inggris
Tambahkan keterangan di bawah gambar

Commented [HC11]: ? Ganti dengan kata

Commented [HC12]: Tidak bold

Commented [HC13]: tidak bold

Commented [HC14]: tanda koma desimal diganti titik
Perhatikan angka lainnya juga

Commented [HC15]: tidak bold, Rata kiri

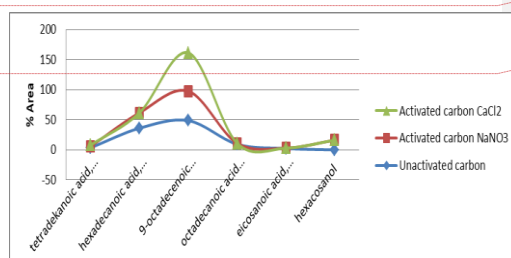
Commented [HC16]: Rata kanan

Commented [HC17]: idak bold

3 & 4	25.65	0	metyl ester Hexadecanoic acid, palmitatic acid
5	40.54	0	9-octadecanoic acid methyl ester
6	8.42	0	Octadekanoid acid, methyl ester
7 & 8	1.68	0	Eicosenoice acid, methyl ester
9	0	4.57	1-Triacontanol
10	0	16.26	1-hexacosanol
Total	78.60	20.83	

KunWu et al 2022;). If a saponification reaction occurs, it can disrupt the transesterification reaction, which will result in a decrease in biodiesel production. The results of treatment with CaCl₂ activated carbon filter proved to be the most effective in reducing fatty acid levels, the most effective indicators were the pH of used cooking oil and the concentration of biodiesel obtained. The pH indicator describes the concentration of acid dissolved in used cooking oil. The relationship between pH and fatty acids can be seen in graph 2.

Figure 1. Biodicell Profile of Activated Carbon Filtered Used Cooking Oil



Commented [HC21]: Letakkan di bawah Gambar

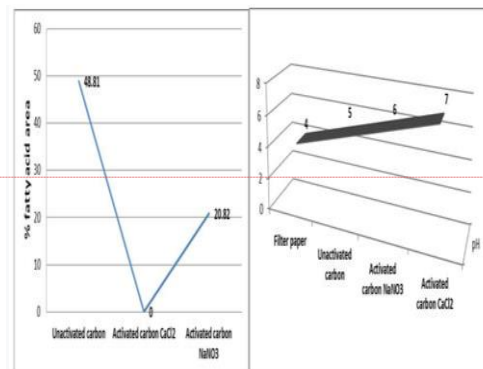
Commented [HC18]: Tabel usahakan pada satu halaman, jangan pada halaman berbeda

Commented [HC19]: diperbaiki sesuai komentar tabel sebelumnya

Table 4. % Area of Biodicell and Unbiodiesel Stabilized Carbon Activated CaCl₂

Peak	Area% Biodiesel	Area% Unbiodiesel	Name
1	2.10	0	Tetradenoic acid, methyl ester
2	34.17	0	Hexadecanoic acid, palmitatic acid
3	54.97	0	9-octadecanoic acid methyl ester
4	8.76	0	Octadekanoid acid, methyl ester
Total	100	0	

The test results using the GC-MS instrument and a pH meter showed that the main compound formed was actadecanoic acid. The octadecanoic acid contained in the sample was 48.7%. Octadecanoic acid and palmitic acid are fatty acids that are quite common in used cooking oil. (Mozzon, Foligni, and Mannozi 2020; Muanruksa et al 2020; Sarno and Iuliano 2019, 2019). This result is relevant to the pH measurement in table 1 which shows an acidic pH. Based on table 1-3, used cooking oil filtered with CaCl₂ had the most positive impact on biodiesel synthesis. The test results showed the lowest pH and the biodiesel concentration obtained was 100%. Test results for biodiesel on used cooking oil filtered using activated and non-activated carbon are described in full in graph 1. Figure 1 illustrates the most effective CaCl₂ activated carbon degrading fatty acids. The decrease in fatty acids was also recorded at the pH of used cooking oil after undergoing a filtration process as shown in graph 2. If we look closely, the decrease in fatty acids is inversely proportional to the increase in biodiesel production from used cooking oil. The increase in fatty acids will have an impact on the saponification process in biodiesel (Glass RL 1971;



Commented [HC20]: first line indent

The biodiesel results were confirmed even more clearly from the results of the mass spectrometer (MS) instrument test. This instrument is one of the instruments that is able to read organic molecules dissolved in the sample. This instrument is able to read the molecular mass and its fragments after going through the electron firing process (Glish and Vachet 2003). The test results can be seen in spectra 1 and 2. These results reinforce the finding that used cooking oil contains high fatty acids. Octadecanoad and palmitic acids being the acids with the highest concentrations are found in the cooking oil. Used cooking oil used is oil sourced from palm oil. The findings of many researchers in palm oil contain a lot of palmitic,

octadecanoic acid and citric fatty acids (Albuquerque 2020; Bahadi, Salih, and Salimon 2021; Muanruksa et al 2020).

These results are relevant to the researchers' findings when the sample is included in the GC-MS instrument. A mass spectroscopy instrument is an instrument capable of reading the molecular structure of a sample. The molecular structure is read through the process of shooting electrons on the molecule through the instrument. Furthermore, the molecule undergoes fragmentation into positive and negative ions. The GC-MS test results provide an overview of the relative molecular mass and segmented positive ion molecules. The results of the GC-MS test can be seen in the chromatogram below. The results from the MS instrument showed that the molecular mass of several compounds in biodiesel from used cooking oil was 242, which indicates the molecular mass of meristic acid. Another name for meristic acid is tetradecanoic acid.

Based on the GC-MS test, it was obtained that the molecular mass was 296 g/mol, representing oleic methyl ester. The used cooking oil used is palm oil, which is evident from the highest meristic and oleic acid content obtained when the samples were tested. Meristic and oleic acids are the most common organic acids found in cooking oil made from palm oil (Bukhari, et al. 2020 and Rattanaporn, et al. 2018). Based on the test results using a pH meter and GC-MS the application of CaCl₂ activated carbon proved to be effective in reducing organic acids and increasing the quantity of biodiesel production from used cooking oil.

Conclusion

The application of CaCl₂ activated carbon proved to be the most effective in reducing fatty acids and increasing the quantity of biodiesel production from used waste cooking oil

References

Abbaszadeh, A., B. Ghobadian, G. Najafi, and T. Yusaf. 2014. "An Experimental Investigation of the Effective Parameters on Wet Washing of Biodiesel Purification." *International Journal of Automotive and Mechanical Engineering* 9(1):1525-37.


Abidin. 2013. "Quantitative Analysis of Fatty Acids Composition in the Used Cooking Oil (UCO) by Gas Chromatography-mass Spectrometry (GC-MS) - Abidin - 2013 - The Canadian Journal of Chemical Engineering - Wiley Online Library." Retrieved July 20, 2022 (<https://onlinelibrary.wiley.com/doi/abs/10.1002/cjce.21848>).

Albuquerque. 2020. "Are Chloropropanols and Glycidyl Fatty Acid Esters a Matter of Concern in Palm Oil? - ScienceDirect." Retrieved October 5, 2022 (<https://www.sciencedirect.com/science/article/abs/pii/S0924224418301857>).

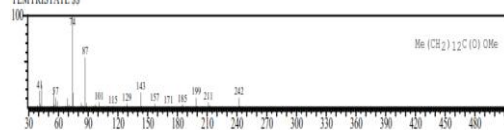
Ardiyanti., et al. 2020. "Efficient Compost Fertilizer with Addition of Fatty Acid Results of Used Cooking Oil Saponification Reaction | Proceeding International Conference on Science and Engineering." Retrieved July 25, 2022 (<http://sunankalijaga.org/prosiding/index.php/ics/article/view/483>).

Atadashi et al. 2011. "Biodiesel Separation and Purification: A Review - ScienceDirect." Retrieved September 27, 2022 (<https://www.sciencedirect.com/science/article/abs/pii/S0960148110003435>).

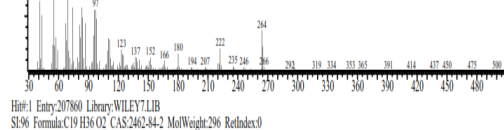
Awogbemi, Omojola, Emmanuel Idoko Onuh, and Freddie L. Inambao. 2019. "Comparative Study of



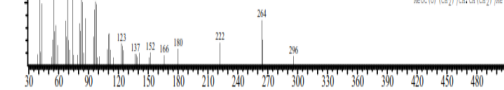
Hit#1 Entry:148369 Library:WILEY7.LIB
 SI:96 Formula:C15 H30 O2 CAS:124-10-7 MolWeight:242 RetIndex:0
 CompName:Tetradecanoic acid, methyl ester (CAS) Methyl myristate SS Methyl tetradecanoate SS Methyl n-tetradecanoate SS Myristic acid methyl S Uniphar A50 SS Metholemar 2495 SS Myristic acid, methyl ester SS Tetradecanoic acid methyl ester SS MYRISTIC ACID-METHYL ESTER SS YLMYRISTATE SS



Hit#1 Entry:207860 Library:WILEY7.LIB
 SI:96 Formula:C19 H36 O2 CAS:2402-84-2 MolWeight:296 RetIndex:0
 CompName:9-Octadecenoic acid, methyl ester (CAS) METHYL OCTADEC-9-ENOATE SS Methyl 9-octadecenoate SS METHYL OLEATE SS



Hit#1 Entry:207860 Library:WILEY7.LIB
 SI:96 Formula:C19 H36 O2 CAS:2402-84-2 MolWeight:296 RetIndex:0
 CompName:9-Octadecenoic acid, methyl ester (CAS) METHYL OCTADEC-9-ENOATE SS Methyl 9-octadecenoate SS METHYL OLEATE SS



Hit#1 Entry:207860 Library:WILEY7.LIB
 SI:96 Formula:C19 H36 O2 CAS:2402-84-2 MolWeight:296 RetIndex:0
 CompName:9-Octadecenoic acid, methyl ester (CAS) METHYL OCTADEC-9-ENOATE SS Methyl 9-octadecenoate SS METHYL OLEATE SS

The above test results show that the most abundant biodiesel component is octadecanoic acid methyl ester. This result can be seen from the 54.97% area which is the largest of the other ester components.

Commented [HC23]: Sesuaikan dengan saran pada kutipan pertama

Commented [HC24]: Cermati kesesuaian kutipan dengan referensi di bawah


Commented [HC22]: Tambahkan keterangan gambar

- Properties and Fatty Acid Composition of Some Neat Vegetable Oils and Waste Cooking Oils." *International Journal of Low-Carbon Technologies* 14(3):417-25. doi: 10.1093/ijlct/ctz038.
- Bahadi, Murad, Nadia Salih, and Jumat Salimon. 2021. "D-Optimal Design Optimization for the Separation of Oleic Acid from Malaysian High Free Fatty Acid Crude Palm Oil Fatty Acids Mixture Using Urea Complex Fractionation." *Applied Science and Engineering Progress* 14(2):175-86. doi: 10.14416/j.asep.2021.03.004.
- Barrea et al. 2019. "From Gut Microbiota Dysfunction to Obesity: Could Short-Chain Fatty Acids Stop This Dangerous Course? | SpringerLink." Retrieved July 29, 2022 (<https://link.springer.com/article/10.1007/s42000-019-00100-0>).
- Bhatnagar et al. 2009. "Fatty Acid Composition, Oxidative Stability, and Radical Scavenging Activity of Vegetable Oil Blends with Coconut Oil - Bhatnagar - 2009 - Journal of the American Oil Chemists' Society - Wiley Online Library." Retrieved July 31, 2022 (<https://aocs.onlinelibrary.wiley.com/doi/abs/10.1007/s11746-009-1435-y>).
- Bouaid et al. 2016. "Effect of Free Fatty Acids Contents on Biodiesel Quality. Pilot Plant Studies - ScienceDirect." Retrieved July 26, 2022 (<https://www.sciencedirect.com/science/article/abs/pii/S0016236116000272>).
- Bukhari, et al. 2020. "Organic Acid Pretreatment of Oil Palm Trunk Biomass for Succinic Acid Production | SpringerLink." Retrieved December 3, 2022 (<https://link.springer.com/article/10.1007/s12649-020-00953-2>).
- Capson-Tojo, Gabriel, Roman Moscoviz, Diane Ruiz, Gaëlle Santa-Catalina, Eric Trably, Maxime Rouez, Marion Crest, Jean-Philippe Steyer, Nicolas Bernet, Jean-Philippe Delgenès, and Renaud Escudé. 2018. "Addition of Granular Activated Carbon and Trace Elements to Favor Volatile Fatty Acid Consumption during Anaerobic Digestion of Food Waste." *Bioresource Technology* 260:157-68. doi: 10.1016/j.biortech.2018.03.097.
- Changmai et al. 2020. "Widely Used Catalysts in Biodiesel Production: A Review - RSC Advances (RSC Publishing)." Retrieved July 21, 2022 (<https://pubs.rsc.org/en/content/articlelanding/2020/ra/d0ra07931f>).
- Chatterjee et al. 2020. "Potential of Coconut Oil and Medium Chain Triglycerides in the Prevention and Treatment of Alzheimer's Disease - ScienceDirect." Retrieved July 29, 2022 (<https://www.sciencedirect.com/science/article/abs/pii/S0047637420300038>).
- Choe & Min. 2006. "Mechanisms and Factors for Edible Oil Oxidation - Choe - 2006 - Comprehensive Reviews in Food Science and Food Safety - Wiley Online Library." Retrieved July 31, 2022 (<https://ift.onlinelibrary.wiley.com/doi/abs/10.1111/j.1541-4337.2006.00009.x>).
- Chozhavendhan et al. 2020. "A Review on Influencing Parameters of Biodiesel Production and Purification Processes - ScienceDirect." Retrieved September 27, 2022 (<https://www.sciencedirect.com/science/article/pii/S2666086520300023>).
- Corro, Grisel, Nallely Sánchez, Umapada Pal, Surinam Cebada, and José Luis García Fierro. 2017. "Solar-Irradiation Driven Biodiesel Production Using Cr/SiO₂ Photocatalyst Exploiting Cooperative Interaction between Cr⁶⁺ and Cr³⁺ Moieties." *Applied Catalysis B: Environmental* 203:43-52. doi: 10.1016/j.apcatb.2016.10.005.
- Farobie et al. 2017. "State of the Art of Biodiesel Production under Supercritical Conditions | Request PDF." *ResearchGate*. doi: 10.1016/j.peccs.2017.08.001.
- Fonseca et al. 2019. "Biodiesel from Waste Frying Oils: Methods of Production and Purification - ScienceDirect." Retrieved September 27, 2022 (<https://www.sciencedirect.com/science/article/abs/pii/S0196890419301074>).
- Gardy, Jabbar, Ali Hassanpour, Xiaojun Lai, Mukhtar H. Ahmed, and Mohammad Rehan. 2017. "Biodiesel Production from Used Cooking Oil Using a Novel Surface Functionalised TiO₂ Nano-Catalyst." *Applied Catalysis B: Environmental* 207:297-310. doi: 10.1016/j.apcatb.2017.01.080.
- Glass RL. 1971. "Alcoholysis, Saponification and the Preparation of Fatty Acid Methyl Esters | SpringerLink." Retrieved July 26, 2022 (<https://link.springer.com/article/10.1007/BF02531175>).
- Glish, Gary L., and Richard W. Vachet. 2003. "The Basics of Mass Spectrometry in the Twenty-First Century." *Nature Reviews Drug Discovery* 2(2):140-50. doi: 10.1038/nrd1011.
- Gordon & Magos. 1983. "The Effect of Sterols on the Oxidation of Edible Oils - ScienceDirect." Retrieved July 31, 2022 (<https://www.sciencedirect.com/science/article/abs/pii/0308814683900304>).
- Hernandez-Hernandez, Fernando, Juana Maria Sancho Gil, and Maria Domingo-Coscollola. 2018. "Cartographies as Spaces of Inquiry to Explore of Teachers' Nomadic Learning Trajectories." *Digital*

- Education Review* 105-19. doi: 10.1344/der.2018.33.105-119.
- Jiang et al. 2020. "Evaluation on the Oxidative Stability of Edible Oil by Electron Spin Resonance Spectroscopy - ScienceDirect." Retrieved July 31, 2022 (<https://www.sciencedirect.com/science/article/abs/pii/S0308814619318436>).
- Karminingtyas, Sikni Retno, Rissa Laila Vifta, and Puji Lestari. 2021. "Pencegahan Dini Bahaya Kolesterol Dan Penyertanya Melalui Pengolahan Limbah Jelantah Menjadi Waste Soap Serbaguna." *INDONESIAN JOURNAL OF COMMUNITY EMPOWERMENT (IJCE)* 3(1):6-12. doi: 10.35473/ijce.v3i1.890.
- Kastner, James R., Joby Miller, Daniel P. Geller, Jason Locklin, Lawrence H. Keith, and Tyson Johnson. 2012. "Catalytic Esterification of Fatty Acids Using Solid Acid Catalysts Generated from Biochar and Activated Carbon." *Catalysis Today* 190(1):122-32. doi: 10.1016/j.cattod.2012.02.006.
- Kimura L., Et al. 2020. "Free Fatty Acid Receptors in Health and Disease | Physiological Reviews." Retrieved July 20, 2022 (<https://journals.physiology.org/doi/full/10.1152/physrev.00041.2018>).
- KunWu et al. 2022. "Saponification with Calcium Has Different Impacts on Anaerobic Digestion of Saturated/Unsaturated Long Chain Fatty Acids - ScienceDirect." Retrieved September 28, 2022 (<https://www.sciencedirect.com/science/article/abs/pii/S0960852421014760>).
- Kunz et al. 2019. "Frontiers | Psoriasis: Obesity and Fatty Acids." Retrieved July 29, 2022 (<https://www.frontiersin.org/articles/10.3389/fimmu.2019.01807/full>).
- Lee et al. 2019. "Fish Oil Derived Omega 3 Fatty Acids Suppress Adipose NLRP3 Inflammasome Signaling in Human Obesity | Journal of the Endocrine Society | Oxford Academic." Retrieved July 29, 2022 (<https://academic.oup.com/jes/article/3/3/504/5257834>).
- Lee, Yee-Ying, Teck-Kim Tang, Eng-Seng Chan, Eng-Tong Phuah, Oi-Ming Lai, Chin-Ping Tan, Yong Wang, Nur Azwani Ab Karim, Noorlida Habi Mat Dian, and Joo Shun Tan. 2022. "Medium Chain Triglyceride and Medium-and Long Chain Triglyceride: Metabolism, Production, Health Impacts and Its Applications - a Review." *Critical Reviews in Food Science and Nutrition* 62(15):4169-85. doi: 10.1080/10408398.2021.1873729.
- Liu et al. 2019. "Effect of Frying Oils' Fatty Acid Profile on Quality, Free Radical and Volatiles over Deep-Frying Process: A Comparative Study Using Chemometrics - ScienceDirect." Retrieved July 31, 2022 (<https://www.sciencedirect.com/science/article/pii/S0023643818309836>).
- Long et al. 2021. "State-of-the-Art Technologies for Biofuel Production from Triglycerides: A Review - ScienceDirect." Retrieved July 21, 2022 (<https://www.sciencedirect.com/science/article/abs/pii/S1364032121005566>).
- Marino, Vita Maria, Teresa Rapisarda, Margherita Caccamo, Bernardo Valenti, Alessandro Priolo, Giuseppe Luciano, Antonio Natalello, Adriana Campione, and Mariano Pauselli. 2021. "Effect of Dietary Hazelnut Peels on the Contents of Fatty Acids, Cholesterol, Tocopherols, and on the Shelf-Life of Ripened Ewe Cheese." *Antioxidants* 10(4):538. doi: 10.3390/antiox10040538.
- Mouodi et al. 2019. "Physiological Risk Factors for Cardiovascular Disease in Middle-Aged (40-60 Year) Adults and Their Association with Dietary Intake, Northern Iran - PMC." Retrieved July 20, 2022 (<https://www.ncbi.nlm.nih.gov/pmc/articles/PMC6386329/>).
- Mozzon, Massimo, Roberta Foligni, and Cinzia Mannozi. 2020. "Current Knowledge on Interspecific Hybrid Palm Oils as Food and Food Ingredient." *Foods* 9(5):631. doi: 10.3390/foods9050631.
- Muanruksa et al. 2020. "Combination of Fatty Acids Extraction and Enzymatic Esterification for Biodiesel Production Using Sludge Palm Oil as a Low-Cost Substrate - ScienceDirect." Retrieved September 27, 2022 (<https://www.sciencedirect.com/science/article/abs/pii/S096014811931047X>).
- Niu, Shengli, Yilin Ning, Chunmei Lu, Kuihua Han, Hewei Yu, and Yan Zhou. 2018. "Esterification of Oleic Acid to Produce Biodiesel Catalyzed by Sulfonated Activated Carbon from Bamboo." *Energy Conversion and Management* 163:59-65. doi: 10.1016/j.enconman.2018.02.055.
- Ormazabal et al. 2018. "A Simplified Model of Insulin Resistance. The Loss of Suppressive... | Download Scientific Diagram." Retrieved July 21, 2022 (https://www.researchgate.net/figure/A-simplified-model-of-insulin-resistance-The-loss-of-suppressive-effects-of-insulin-on_fig1_327357403).
- Park & Han. 2021. "IJERPH | Free Full-Text | Blood Lead Levels and Cardiovascular Disease Risk: Results from the Korean National Health and Nutrition Examination Survey." Retrieved July 21, 2022 (<https://www.mdpi.com/1660-4601/18/19/10315>).
- Pinho et al. 2022. "Control of an Industrial Packed Extraction Column for Biodiesel Washing - ScienceDirect." Retrieved September 27, 2022

- (<https://www.sciencedirect.com/science/article/abs/pii/B9780323958790501880>).
- Rattanaporn, et al. 2018. "Organic Acid Pretreatment of Oil Palm Trunk: Effect on Enzymatic Saccharification and Ethanol Production | SpringerLink." Retrieved December 3, 2022 (<https://link.springer.com/article/10.1007/s00449-017-1881-0>).
- Rossi et al. 2007. "Tocopherols and Tocotrienols as Free Radical-Scavengers in Refined Vegetable Oils and Their Stability during Deep-Fat Frying - ScienceDirect." Retrieved July 31, 2022 (<https://www.sciencedirect.com/science/article/abs/pii/S0308814606004882>).
- Sahar., et al. 2018. "Biodiesel Production from Waste Cooking Oil: An Efficient Technique to Convert Waste into Biodiesel - ScienceDirect." Retrieved July 20, 2022 (<https://www.sciencedirect.com/science/article/abs/pii/S2210670717317249>).
- Sankararaman, Senthilkumar, and Thomas J. Sferra. 2018. "Are We Going Nuts on Coconut Oil?" *Current Nutrition Reports* 7(3):107-15. doi: 10.1007/s13668-018-0230-5.
- Sarno and Iuliano. 2019. "Biodiesel Production from Waste Cooking Oil." Retrieved September 27, 2022 (<https://www.degruyter.com/document/doi/10.1515/gps-2019-0053/html>).
- Silva, Ygor Parladore, Andressa Bernardi, and Rudimar Luiz Frozza. 2020. "The Role of Short-Chain Fatty Acids From Gut Microbiota in Gut-Brain Communication." *Frontiers in Endocrinology* 11.
- Surtini, and Zainatul Badriyah. 2021. "Correlation of Repeat Cooking Oil Use to Increasing Cholesterol Levels in Community, Gandong Village, Bandung District, Tulungagung Regency In 2021." *The 3rd Joint International Conference* 3(1):254-59.
- Tabatabaei, Meisam, Mortaza Aghbashlo, Mona Dehghani, Hamed Kazemi Shariat Panahi, Arash Mollahosseini, Mehdi Hosseini, and Mohamad Mojarab Soufiyan. 2019. "Reactor Technologies for Biodiesel Production and Processing: A Review." *Progress in Energy and Combustion Science* 74:239-303. doi: 10.1016/j.pecs.2019.06.001.
- Wang, Hong-hong, Li-jun Liu, and Shu-wen Gong. 2017. "Esterification of Oleic Acid to Biodiesel over a 12-Phosphotungstic Acid-Based Solid Catalyst." *Journal of Fuel Chemistry and Technology* 45(3):303-10. doi: 10.1016/S1872-5813(17)30018-X.
- Xie et al. 2019. "Evaluation on the Formation of Lipid Free Radicals in the Oxidation Process of Peanut Oil - ScienceDirect." Retrieved July 31, 2022 (<https://www.sciencedirect.com/science/article/abs/pii/S0023643819300179>).
- Yang, Yafei, Yaobin Zhang, Zeyu Li, Zhiqiang Zhao, Xie Quan, and Zisheng Zhao. 2017. "Adding Granular Activated Carbon into Anaerobic Sludge Digestion to Promote Methane Production and Sludge Decomposition." *Journal of Cleaner Production* 149:1101-8. doi: 10.1016/j.jclepro.2017.02.156.
- Zhuang et al. 2021. "Egg and Cholesterol Consumption and Mortality from Cardiovascular and Different Causes in the United States: A Population-Based Cohort Study | PLOS Medicine." Retrieved July 20, 2022 (<https://journals.plos.org/plosmedicine/article?id=10.1371/journal.pmed.1003508>).

Commented [HC25]: Tambahkan DOI atau URL pada referensi yang belu ada



Effectiveness Of Activated Carbon CaCl_2 and NaNO_3 Reducing Fatty Acids and Increasing The Quantity Of Biodiesel Production

Muhali^{1*}, Hendrawani², Baiq Mirawati^{3, 4} Hulyadi

Book Antiqua 11pt Bold, Space 1, Justify

^{1,2,3,4}. Chemistry and Biology Education Department, Faculty of Technology and Applied Science, Mandalika University of Education.

DOI: <https://doi.org/10.29303/jppipa.v6i1.264>

Article Info

Received:

Revised:

Accepted:

Correspondence:

hendrawani@undikma.ac.id.

Phone: +6281918233355

Abstract: The study aims to identify the ability of carbon activated CaCl_2 and NaNO_3 in reducing fatty acids in jelah oil in biodiesel synthesis. This research is an experimental research with a quantitative descriptive approach. The variables measured in this study are the acidity level and quantity of biodiesel production from used cooking oil. The instruments used in this study include PH meters and Gas Chromatography mass Spectroscopy (GC-MS). The pH meter is used to measure the acid concentration of used cooking oil after going through a filtration process using activated carbon CaCl_2 , NaNO_3 , and inactivated carbon. The GC-MS instrument is used to identify the quantity of biocell production made from used cooking oil. The data obtained are presented in the form of tables and graphs to identify the effect of the treatment given. Based on measurements of PH meters and GC-MS activated carbon CaCl_2 is proven to be able to reduce fatty acids from an initial pH of 4 to 7 and get a biocell of 100%. Based on these finding, it can be concluded that. Use of CaCl_2 activated carbon has proved to be the most effective in reducing fatty acids and increasing the quantity of biodiesel production

Keywords: Activated Carbon; Fatty acids; Biodiesel

Introduction

Edible fats and oils also called simple lipids contain 95-98% triacylglycerol, small amounts of diacyl and monoacylglycerol, free fatty acids, and 1-2% non-soapable components, such as sterols, tocopherols, and color compounds (Abidin 2013; Awogbemi, Onuh, and Inambao 2019). Cooking oil is mostly composed of triacylglycerol. Cooking oil is a basic need that is almost consumed every day. The intake of oils resulting in a

variety of metabolic disorders in the body. The onset of problems in metabolism in the body will have implications for the emergence of various diseases (Kimura et al., 2020; Marino et al. 2021).

Cooking oil that is often used by the Indonesian people, especially the lower middle class, is bulk oil. The affordable price is the dominant reason this cooking oil is widely used by the public. Many people are not aware of the impact of using bulk cooking oil in the long term. Cooking oil that is

Email: xxxx@xxx.xxx (*Corresponding Author)

continuously used to fry food at high temperatures causes a break in the bond in the oil (Bhatnagar et al. 2009; Liu et al. 2019). Free radicals and fatty acids cause various diseases in our bodies (Choe & Min, 2006; Gordon & Magos, 1983; Jiang et al., 2020; Rossi et al., 2007; Xie et al., 2019). Diseases such as hypertension and cancer can appear if they consume bulk oil for a long period of time (Mouodi et al. 2019; Zhuang et al. 2021). Cholesterol in cooking oil is one of the triggers for the emergence of various diseases. High cholesterol levels trigger the onset of heart failure (Karminingtyas, Vifta, and Lestari 2021; Park & Han 2021; Surtini and Badriyah 2021).

Blood with high cholesterol also has implications for the brain's workability (Silva et al., 2020). A large amount of evidence supports that the gut microbiota plays an important role in the regulation of metabolic, endocrine, and immune functions. In recent years, it has been found the involvement of the gut microbiota in several neurochemical pathways through the interconnected gut-brain axis. Fats or oils not only contain negative values, fats are also a source of energy for the body.

Fats of a certain concentration are needed as a source of energy. (Kimura et al., 2020) states asam fat synthesized as an energy substrate. Long- and medium-chain fatty acids derived primarily from dietary triglycerides, and short-chain fatty acids produced by the fermentation of gut microbes from indigestible dietary fiber, are the main sources of free fatty acids. Recently, a growing body of evidence suggests that fatty acids not only serve as a source of energy but also as natural ligands for a group of protein receptors. (Ormazabal et al., 2018) stated that the effect of insulin suppression on diadiposit lipolysis causes an increase in free fatty acids. The increase in prudence free fatty acids stimulates the paraand secretion of fatty acids resulting in hypertriglyceridemia. Triglycerides are transferred through the *cholesteryl ester process of protein transfer*. This process produces triglyceride-enriched cholesterol particles on glucose metabolism, insulin resistance leads to a decrease in the synthesis of liver glycogen, due to a decrease in the activation of glycogen synthesis .

Fatty acids have such a far-reaching impact on our health. Fats that are not decomposed into energy for the body will accumulate in the body which causes various diseases in the body (Barrea et al. 2019; Kunz et al. 2019; Lee et al. 2022, 2019). Literacy about fatty acids in used cooking oil that is low in Indonesian society causes negative impacts on cooking oil consumption, many are not known by the public. The conversion of

used cooking oil into biodiesel is important as a way to reduce its negative impact. Biodicell synthesis is important in the midst of a fossil energy crisis and the environmental impacts caused. The abundance of sawait plantations in Indonesia has become a big capital in making biodiesel. Triglycerides are staples in biodicell dressing (Corro et al. 2017; Long et al., 2021). Triglycerides are commonly found in palm and legume plants (Chatterjee et al. 2020; Sankararaman and Sferra 2018). Biodicell synthesis mostly uses vegetable trigesides. (Changmai et al., 2020) reported the use of plant-based triglycerides proved to be more effective and efficient in producing biodicells by producing homogeneous and heterogeneous catalysts.

Used cooking oil cannot be directly obtained into biodiesel because it contains free fatty acids (Gardy et al., 2017; Sahar., et al 2018; Wang, Liu, and Gong 2017). The presence of free fatty acids in the oil causes a stinging reaction (Ardiyanti et al., 2020; Bouaid et al., 2016; Glass RL 1971). The stinging reaction at biodicell synthesis causes low biodicell yield. Technology is needed in removing fatty acids in used cooking oils. One technique to reduce fatty acids is the addition of active carbon (Hernandez et al., 2018; Yang et al., 2017). (Niu et al., 2018) reported that sulfanilate-activated carbon was shown to be able to reduce free fatty acids produced by biodiesel with levels of 96%. The addition of an activator to carbon is needed to attract residues in used cooking oil. (Kastner et al., 2012) stated that sulfite-activated carbon can catalyze the esterification reaction of fatty acids with a yield of 90-10%. (Capson-Tojo et al., 2018) found the use of granular activated carbon has been shown to be effective in lowering acetic acid levels in the decomposition of organic waste. The process of decomposition of organic waste by microorganisms produces by-products in the form of acetic acid. If the concentration of acids continues to increase the work of microorganisms in decomposing organic waste may be disturbed. The ability of activated carbon to absorb acids is very useful in keeping the activity of microorganisms running. Based on the description above, the use of activated carbon is important to continue to be developed in reducing fatty acids in used cooking oil. Decreased levels of fatty acids in oil can reduce the negative impact of oil on health and can improve the quantity of the biodiesel produced.

Method

The main ingredients used in this research are used cooking oil, methanol 96% pro-analyst, KOH pro-analyst, coconut shell carbon. Glassware, magnetic stirrer, gas chromatography mass spectrometry, pH meter. The process of making biodiesel from used cooking oil starts from the filtration of used cooking oil using filter paper and activated carbon. Furthermore, the manufacture of methoxy by reacting 50 mL of methanol with 1 gram of KOH. The next step is the transesterification process, separation of biodiesel from glycerol, washing biodiesel, drying, and testing biodiesel using the GC-MS instrument. The data obtained are then arranged in tables and described in the form of graphs. The graph is used to be able to see the effect of the application of activated carbon in reducing the fatty acids of used cooking oil and increasing the percentage of biodiesel production

Result and Discussion

The process of making biodiesel from used cooking oil starts from the filtration of used cooking oil using filter paper. This process is carried out to separate used cooking oil macro residues. The next process measures the pH of the oil using a pH meter. Subsequently, a second filtration was carried out using activated carbon CaCl₂, NaNO₃ and unactivated carbon, respectively. All filtrates were measured pH to see the ability of carbon in reducing fatty acids. The results of the identification of the pH of used cooking oil can be seen in table 1.

Table 1. pH of used cooking oil on several filters

Filt rasi	Filter paper	Activated carbon (CaCl ₂)	Activated carbon (NaNO ₃)	Unacti vated carbon
pH	4	7	6	5

The next process is used cooking oil which has passed the second filtering stage and is then made into biodiesel. Biodiesel is made from 250 mL of used cooking oil that has gone through the second filtering stage plus 50 mL of methoxy solution. Methoxy solution was prepared from 50 mL of methanol plus 1 gram of KOH. All ingredients are mixed in a glass beaker and then heated on a hot plate magnetic stirrer at a temperature of 65-75 0C for 1-2 hours. After 2 hours the ingredients are put in a separating

funnel. The material is allowed to stand for 10-15 minutes until two layers are formed. the top layer of biodiesel and glycerol in the bottom layer. The separated biodiesel is then washed with warm water at a regular temperature of 65-75 0C, washing is carried out to clean fatty acids or other minerals dissolved in biodiesel (Abbaszadeh et al. 2014; Atadashi et al 2011; Pinho et al 2022). Furthermore, biodiesel is heated at 1300C for 10-15 minutes to evaporate water during the biodiesel washing process (Chozhavendhan et al 2020; Fonseca et al 2019). Furthermore, the composition of biodiesel was measured using a gas chromatography mass spectrometry (GC-MS) instrument.

Table 2. % Biodiesel area and Unbiodiesel Carbon filterized are not activated.

Peak	Area% Biodiesel	Area% Unbiodiesel	Name
1-2	3.43	0	Tetra acid, methyl ester
3-4	35.99	0	Hexadecanoic acid, methyl ester
5	0	2,50	Hexadecanoic acid, palmitic acid
6&8	0	46,31	9-octadecanoic acid
7	9.45	0	Octadecanoic acid, methyl ester
9&10	2,34	0	Eicosenoic acid, methyl ester
Total	51,21	48,81	

Table 3. % Area of Biodiesel and Unbiodiesel Stabilized Carbon Activated NaNO₃.

Peak	Area% Biodiesel	Area% Unbiodiesel	Name
1	0,62	0	Dodecanoic acid methyl ester
2	2.31	0	Tetradecanoic acid, methyl ester
3 & 4	25.65	0	Hexadecanoic acid, palmitic acid
5	40.54	0	9-octadecanoic acid methyl ester
6	8.42	0	Octadecanoic acid, methyl ester
7 & 8	1.68	0	Eicosenoic acid, methyl ester
9	0	4.57	1-Triacontanol
10	0	16.26	1-hexacosanol

Total	78.60	20.83	
-------	-------	-------	--

Table 4. % Area of Biodicell and Unbiodiesel Stabilized Carbon Activated CaCl₂

Peak	Area% Biodiesel	Area% Unbiodiesel	Name
1	2.10	0	Tetradenoic acid, metyl ester
2	34.17	0	Hexadecanoic acid, palmitic acid
3	54.97	0	9-octadecanoic acid methyl ester
4	8.76	0	Octadekanoid acid, methyl ester
Total	100	0	

The test results using the GC-MS instrument and a pH meter showed that the main compound formed was actadecanoic acid. The octadecanoic acid contained in the sample was 48.7%. Octadecanoic acid and palmitic acid are fatty acids that are quite common in used cooking oil. (Mozzon, Foligni, and Mannozi 2020; Muanruksa et al 2020; Sarno and Iuliano 2019, 2019). This result is relevant to the pH measurement in table 1 which shows an acidic pH. Based on table 1-3, used cooking oil filtered with CaCl₂ had the most positive impact on biodiesel synthesis. The test results showed the lowest pH and the biodiesel concentration obtained was 100%. Test results for biodiesel on used cooking oil filtered using activated and non-activated carbon are described in full in graph 1. Figure 1 illustrates the most effective CaCl₂ activated carbon degrading fatty acids. The decrease in fatty acids was also recorded at the pH of used cooking oil after undergoing a filtration process as shown in graph 2. If we look closely, the decrease in fatty acids is inversely proportional to the increase in biodiesel production from used cooking oil. The increase in fatty acids will have an impact on the saponification process in biodiesel (Glass RL 1971; KunWu et al 2022;). If a saponification reaction occurs, it can disrupt the transesterification reaction, which will result in a decrease in biodiesel production. The results of treatment with CaCl₂ activated carbon filter proved to be the most effective in reducing fatty acid levels, the most effective indicators were the pH of used cooking oil and the concentration of biodiesel obtained. The pH indicator describes the concentration of acid dissolved in used cooking oil. The relationship between pH and fatty acids can be seen in graph 2.

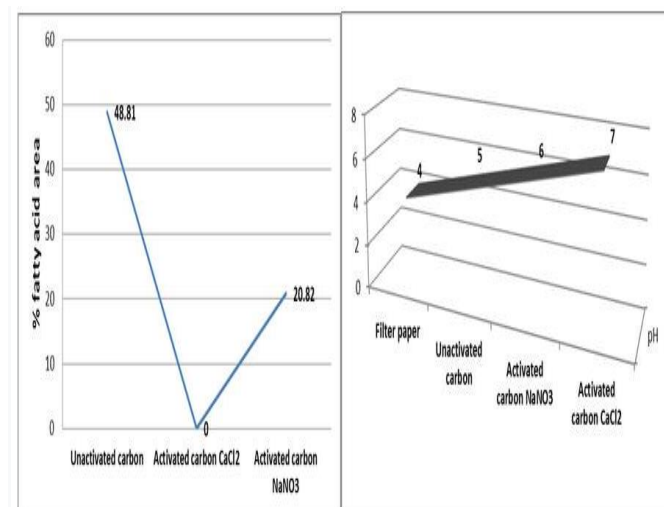
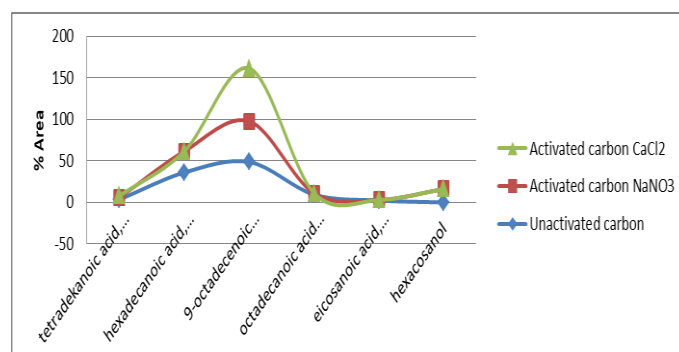


Figure 1. Biodicell Profile of Activated Carbon Filtered Used Cooking Oil

The biodiesel results were confirmed even more clearly from the results of the mass spectrometer (MS) instrument test. This instrument is one of the instruments that is able to read organic molecules dissolved in the sample. This instrument is able to read the molecular mass and its fragments after going through the electron firing process (Glish and Vachet 2003). The test results can be seen in spectra 1 and 2. These results reinforce the finding that used cooking oil contains high fatty acids. Octadecanoic acid and palmitic acid being the acids with the highest concentrations are found in the cooking oil. Used cooking oil used is oil sourced from palm oil. The findings of many researchers in palm oil contain a lot of palmitic, octadecanoic acid and citric fatty acids (Albuquerque 2020; Bahadi, Salih, and Salimon 2021; Muanruksa et al 2020).

These results are relevant to the researchers' findings when the sample is included in the GC-MS instrument. A mass spectroscopy instrument is an instrument capable of reading the molecular structure of a sample. The molecular structure is read through the process of shooting electrons on the molecule through the instrument. Furthermore, the molecule undergoes fragmentation into positive and negative

ions. The GC-MS test results provide an overview of the relative molecular mass and segmented positive ion molecules. The results of the GC-MS test can be seen in the chromatogram below. The results from the MS instrument showed that the molecular mass of several compounds in biodiesel from used cooking oil was 242, which indicates the molecular mass of meristic acid. Another name for meristic acid is tetradecanoic acid.

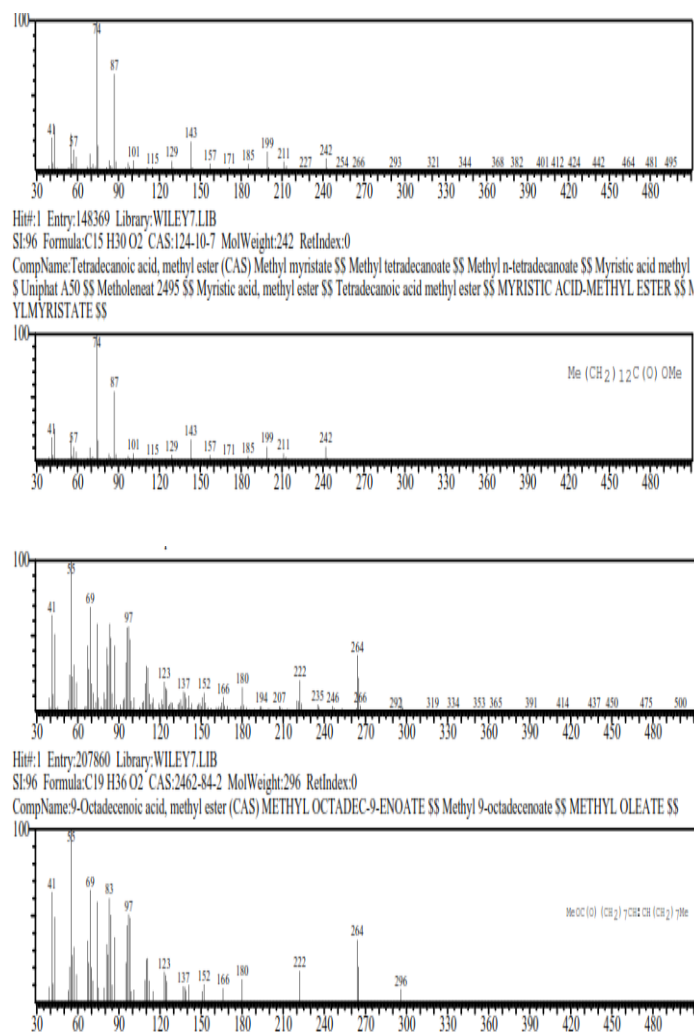


Figure 2. Spectrum of used cooking oil biodiesel components

The above test results show that the most abundant biodiesel component is octadecanoic acid methyl ester. This result can be seen from the 54.97% area which is the largest of the other ester components. Based on the GC-MS test, it was obtained that the molecular mass was 296 g/mol, representing oleic methyl ester. The used cooking oil used is palm oil, which is evident from the highest meristic and oleic acid content obtained when the samples were tested. Meristic and oleic acids are the most common organic acids found in cooking oil made from palm oil (Bukhari et al., 2020 and Rattanaporn, et al., 2018). Based on the

test results using a pH meter and GC-MS the application of CaCl₂ activated carbon proved to be effective in reducing organic acids and increasing the quantity of biodiesel production from used cooking oil.

Conclusion

The application of CaCl₂ activated carbon proved to be the most effective in reducing fatty acids and increasing the quantity of biodiesel production from used waste cooking oil

References

Abbaszadeh, A., B. Ghobadian, G. Najafi, and T. Yusaf. 2014. "An Experimental Investigation of the Effective Parameters on Wet Washing of Biodiesel Purification." *International Journal of Automotive and Mechanical Engineering* 9(1):1525–37.

Abidin. 2013. "Quantitative Analysis of Fatty Acids Composition in the Used Cooking Oil (UCO) by Gas Chromatography–mass Spectrometry (GC-MS) - Abidin - 2013 - The Canadian Journal of Chemical Engineering - Wiley Online Library." Retrieved July 20, 2022 (<https://onlinelibrary.wiley.com/doi/abs/10.1002/cjce.21848>).

Albuquerque. 2020. "Are Chloropropanols and Glycidyl Fatty Acid Esters a Matter of Concern in Palm Oil? - ScienceDirect." Retrieved October 5, 2022 (<https://www.sciencedirect.com/science/article/abs/pii/S0924224418301857>).

Ardiyanti., et al. 2020. "Efficient Compost Fertilizer with Addition of Fatty Acid Results of Used Cooking Oil Saponification Reaction | Proceeding International Conference on Science and Engineering." Retrieved July 25, 2022 (<http://sunankalijaga.org/prosiding/index.php/ics/article/view/483>).

Atadashi et al. 2011. "Biodiesel Separation and Purification: A Review - ScienceDirect." Retrieved September 27, 2022 (<https://www.sciencedirect.com/science/article/abs/pii/S0960148110003435>).

Awogbemi, Omojola, Emmanuel Idoko Onuh, and Freddie L. Inambao. 2019. "Comparative Study of Properties and Fatty Acid Composition of Some Neat Vegetable Oils and Waste Cooking Oils." *International Journal of Low-Carbon Technologies* 14(3):417–25. doi: 10.1093/ijlct/ctz038.

Bahadi, Murad, Nadia Salih, and Jumat Salimon. 2021. "D-Optimal Design Optimization for the Separation of Oleic Acid from Malaysian High Free Fatty Acid Crude Palm Oil Fatty Acids Mixture Using Urea

- Complex Fractionation." *Applied Science and Engineering Progress* 14(2):175–86. doi: 10.14416/j.asep.2021.03.004.
- Barrea et al. 2019. "From Gut Microbiota Dysfunction to Obesity: Could Short-Chain Fatty Acids Stop This Dangerous Course? | SpringerLink." Retrieved July 29, 2022 (<https://link.springer.com/article/10.1007/s42000-019-00100-0>).
- Bhatnagar et al. 2009. "Fatty Acid Composition, Oxidative Stability, and Radical Scavenging Activity of Vegetable Oil Blends with Coconut Oil - Bhatnagar - 2009 - Journal of the American Oil Chemists' Society - Wiley Online Library." Retrieved July 31, 2022 (<https://aocs.onlinelibrary.wiley.com/doi/abs/10.1007/s11746-009-1435-y>).
- Bouaid et al. 2016. "Effect of Free Fatty Acids Contents on Biodiesel Quality. Pilot Plant Studies - ScienceDirect." Retrieved July 26, 2022 (<https://www.sciencedirect.com/science/article/abs/pii/S0016236116000272>).
- Bukhari, et al. 2020. "Organic Acid Pretreatment of Oil Palm Trunk Biomass for Succinic Acid Production | SpringerLink." Retrieved December 3, 2022 (<https://link.springer.com/article/10.1007/s12649-020-00953-2>).
- Capson-Tojo, Gabriel, Roman Moscoviz, Diane Ruiz, Gaëlle Santa-Catalina, Eric Trably, Maxime Rouez, Marion Crest, Jean-Philippe Steyer, Nicolas Bernet, Jean-Philippe Delgenès, and Renaud Escudié. 2018. "Addition of Granular Activated Carbon and Trace Elements to Favor Volatile Fatty Acid Consumption during Anaerobic Digestion of Food Waste." *Bioresource Technology* 260:157–68. doi: 10.1016/j.biortech.2018.03.097.
- Changmai et al. 2020. "Widely Used Catalysts in Biodiesel Production: A Review - RSC Advances (RSC Publishing)." Retrieved July 21, 2022 (<https://pubs.rsc.org/en/content/articlelanding/2020/ra/d0ra07931f>).
- Chatterjee et al. 2020. "Potential of Coconut Oil and Medium Chain Triglycerides in the Prevention and Treatment of Alzheimer's Disease - ScienceDirect." Retrieved July 29, 2022 (<https://www.sciencedirect.com/science/article/abs/pii/S0047637420300038>).
- Choe & Min. 2006. "Mechanisms and Factors for Edible Oil Oxidation - Choe - 2006 - Comprehensive Reviews in Food Science and Food Safety - Wiley Online Library." Retrieved July 31, 2022 (<https://ift.onlinelibrary.wiley.com/doi/abs/10.1111/j.1541-4337.2006.00009.x>).
- Chozhavendhan et al. 2020. "A Review on Influencing Parameters of Biodiesel Production and Purification Processes - ScienceDirect." Retrieved September 27, 2022 (<https://www.sciencedirect.com/science/article/pii/S2666086520300023>).
- Corro, Grisel, Nallely Sánchez, Umapada Pal, Surinam Cebada, and José Luis García Fierro. 2017. "Solar-Irradiation Driven Biodiesel Production Using Cr/SiO₂ Photocatalyst Exploiting Cooperative Interaction between Cr⁶⁺ and Cr³⁺ Moieties." *Applied Catalysis B: Environmental* 203:43–52. doi: 10.1016/j.apcatb.2016.10.005.
- Farobie et al. 2017. "State of the Art of Biodiesel Production under Supercritical Conditions | Request PDF." *ResearchGate*. doi: 10.1016/j.pecs.2017.08.001.
- Fonseca et al. 2019. "Biodiesel from Waste Frying Oils: Methods of Production and Purification - ScienceDirect." Retrieved September 27, 2022 (<https://www.sciencedirect.com/science/article/abs/pii/S0196890419301074>).
- Gardy, Jabbar, Ali Hassanpour, Xiaojun Lai, Mukhtar H. Ahmed, and Mohammad Rehan. 2017. "Biodiesel Production from Used Cooking Oil Using a Novel Surface Functionalised TiO₂ Nano-Catalyst." *Applied Catalysis B: Environmental* 207:297–310. doi: 10.1016/j.apcatb.2017.01.080.
- Glass RL. 1971. "Alcoholysis, Saponification and the Preparation of Fatty Acid Methyl Esters | SpringerLink." Retrieved July 26, 2022 (<https://link.springer.com/article/10.1007/BF02531175>).
- Glish, Gary L., and Richard W. Vachet. 2003. "The Basics of Mass Spectrometry in the Twenty-First Century." *Nature Reviews Drug Discovery* 2(2):140–50. doi: 10.1038/nrd1011.
- Gordon & Magos. 1983. "The Effect of Sterols on the Oxidation of Edible Oils - ScienceDirect." Retrieved July 31, 2022 (<https://www.sciencedirect.com/science/article/abs/pii/0308814683900304>).
- Hernandez-Hernandez, Fernando, Juana Maria Sancho Gil, and Maria Domingo-Coscollola. 2018. "Cartographies as Spaces of Inquiry to Explore of Teachers' Nomadic Learning Trajectories." *Digital Education Review* 105–19. doi: 10.1344/der.2018.33.105-119.
- Jiang et al. 2020. "Evaluation on the Oxidative Stability of Edible Oil by Electron Spin Resonance Spectroscopy - ScienceDirect." Retrieved July 31, 2022 (<https://www.sciencedirect.com/science/article/abs/pii/S0308814619318436>).

- Karminingtyas, Sikni Retno, Rissa Laila Vifta, and Puji Lestari. 2021. "Pencegahan Dini Bahaya Kolesterol Dan Penyertanya Melalui Pengolahan Limbah Jelantah Menjadi Waste Soap Serbaguna." *INDONESIAN JOURNAL OF COMMUNITY EMPOWERMENT (IJCE)* 3(1):6-12. doi: 10.35473/ijce.v3i1.890.
- Kastner, James R., Joby Miller, Daniel P. Geller, Jason Locklin, Lawrence H. Keith, and Tyson Johnson. 2012. "Catalytic Esterification of Fatty Acids Using Solid Acid Catalysts Generated from Biochar and Activated Carbon." *Catalysis Today* 190(1):122-32. doi: 10.1016/j.cattod.2012.02.006.
- Kimura I., Et al. 2020. "Free Fatty Acid Receptors in Health and Disease | Physiological Reviews." Retrieved July 20, 2022 (<https://journals.physiology.org/doi/full/10.1152/physrev.00041.2018>).
- KunWu et al. 2022. "Saponification with Calcium Has Different Impacts on Anaerobic Digestion of Saturated/Unsaturated Long Chain Fatty Acids - ScienceDirect." Retrieved September 28, 2022 (<https://www.sciencedirect.com/science/article/abs/pii/S0960852421014760>).
- Kunz et al. 2019. "Frontiers | Psoriasis: Obesity and Fatty Acids." Retrieved July 29, 2022 (<https://www.frontiersin.org/articles/10.3389/fimmu.2019.01807/full>).
- Lee et al. 2019. "Fish Oil Derived Omega 3 Fatty Acids Suppress Adipose NLRP3 Inflammasome Signaling in Human Obesity | Journal of the Endocrine Society | Oxford Academic." Retrieved July 29, 2022 (<https://academic.oup.com/jes/article/3/3/504/5257834>).
- Lee, Yee-Ying, Teck-Kim Tang, Eng-Seng Chan, Eng-Tong Phuah, Oi-Ming Lai, Chin-Ping Tan, Yong Wang, Nur Azwani Ab Karim, Noorlida Habi Mat Dian, and Joo Shun Tan. 2022. "Medium Chain Triglyceride and Medium-and Long Chain Triglyceride: Metabolism, Production, Health Impacts and Its Applications - a Review." *Critical Reviews in Food Science and Nutrition* 62(15):4169-85. doi: 10.1080/10408398.2021.1873729.
- Liu et al. 2019. "Effect of Frying Oils' Fatty Acid Profile on Quality, Free Radical and Volatiles over Deep-Frying Process: A Comparative Study Using Chemometrics - ScienceDirect." Retrieved July 31, 2022 (<https://www.sciencedirect.com/science/article/pii/S0023643818309836>).
- Long et al. 2021. "State-of-the-Art Technologies for Biofuel Production from Triglycerides: A Review - ScienceDirect." Retrieved July 21, 2022 (<https://www.sciencedirect.com/science/article/abs/pii/S1364032121005566>).
- Marino, Vita Maria, Teresa Rapisarda, Margherita Caccamo, Bernardo Valenti, Alessandro Priolo, Giuseppe Luciano, Antonio Nataello, Adriana Campione, and Mariano Pauselli. 2021. "Effect of Dietary Hazelnut Peels on the Contents of Fatty Acids, Cholesterol, Tocopherols, and on the Shelf-Life of Ripened Ewe Cheese." *Antioxidants* 10(4):538. doi: 10.3390/antiox10040538.
- Mouodi et al. 2019. "Physiological Risk Factors for Cardiovascular Disease in Middle-Aged (40-60 Year) Adults and Their Association with Dietary Intake, Northern Iran - PMC." Retrieved July 20, 2022 (<https://www.ncbi.nlm.nih.gov/pmc/articles/PMC6386329/>).
- Mozzon, Massimo, Roberta Foligni, and Cinzia Mannozi. 2020. "Current Knowledge on Interspecific Hybrid Palm Oils as Food and Food Ingredient." *Foods* 9(5):631. doi: 10.3390/foods9050631.
- Muanruksa et al. 2020. "Combination of Fatty Acids Extraction and Enzymatic Esterification for Biodiesel Production Using Sludge Palm Oil as a Low-Cost Substrate - ScienceDirect." Retrieved September 27, 2022 (<https://www.sciencedirect.com/science/article/abs/pii/S096014811931047X>).
- Niu, Shengli, Yilin Ning, Chunmei Lu, Kuihua Han, Hwei Yu, and Yan Zhou. 2018. "Esterification of Oleic Acid to Produce Biodiesel Catalyzed by Sulfonated Activated Carbon from Bamboo." *Energy Conversion and Management* 163:59-65. doi: 10.1016/j.enconman.2018.02.055.
- Ormazabal et al. 2018. "A Simplified Model of Insulin Resistance. The Loss of Suppressive... | Download Scientific Diagram." Retrieved July 21, 2022 (https://www.researchgate.net/figure/A-simplified-model-of-insulin-resistance-The-loss-of-suppressive-effects-of-insulin-on_fig1_327357403).
- Park & Han. 2021. "IJERPH | Free Full-Text | Blood Lead Levels and Cardiovascular Disease Risk: Results from the Korean National Health and Nutrition Examination Survey." Retrieved July 21, 2022 (<https://www.mdpi.com/1660-4601/18/19/10315>).
- Pinho et al. 2022. "Control of an Industrial Packed Extraction Column for Biodiesel Washing - ScienceDirect." Retrieved September 27, 2022 (<https://www.sciencedirect.com/science/article/abs/pii/B9780323958790501880>).
- Rattanaporn, et al. 2018. "Organic Acid Pretreatment of Oil Palm Trunk: Effect on Enzymatic Saccharification and Ethanol Production | SpringerLink." Retrieved December 3, 2022 (<https://link.springer.com/article/10.1007/s00449-017-1881-0>).

- Rossi et al. 2007. "Tocopherols and Tocotrienols as Free Radical-Scavengers in Refined Vegetable Oils and Their Stability during Deep-Fat Frying - ScienceDirect." Retrieved July 31, 2022 (<https://www.sciencedirect.com/science/article/abs/pii/S0308814606004882>).
- Sahar., et al. 2018. "Biodiesel Production from Waste Cooking Oil: An Efficient Technique to Convert Waste into Biodiesel - ScienceDirect." Retrieved July 20, 2022 (<https://www.sciencedirect.com/science/article/abs/pii/S2210670717317249>).
- Sankararaman, Senthilkumar, and Thomas J. Sferra. 2018. "Are We Going Nuts on Coconut Oil?" *Current Nutrition Reports* 7(3):107-15. doi: 10.1007/s13668-018-0230-5.
- Sarno and Iuliano. 2019. "Biodiesel Production from Waste Cooking Oil." Retrieved September 27, 2022 (<https://www.degruyter.com/document/doi/10.1515/gps-2019-0053/html>).
- Silva, Ygor Parladore, Addressa Bernardi, and Rudimar Luiz Frozza. 2020. "The Role of Short-Chain Fatty Acids From Gut Microbiota in Gut-Brain Communication." *Frontiers in Endocrinology* 11.
- Surtini, and Zainatul Badriyah. 2021. "Correlation of Repeat Cooking Oil Use to Increasing Cholesterol Levels in Community, Gandong Village, Bandung District, Tulungagung Regency In 2021." *The 3rd Joint International Conference* 3(1):254-59.
- Tabatabaei, Meisam, Mortaza Aghbashlo, Mona Dehghani, Hamed Kazemi Shariat Panahi, Arash Mollahosseini, Mehdi Hosseini, and Mohamad Mojarab Soufiyan. 2019. "Reactor Technologies for Biodiesel Production and Processing: A Review." *Progress in Energy and Combustion Science* 74:239-303. doi: 10.1016/j.pecs.2019.06.001.
- Wang, Hong-hong, Li-jun Liu, and Shu-wen Gong. 2017. "Esterification of Oleic Acid to Biodiesel over a 12-Phosphotungstic Acid-Based Solid Catalyst." *Journal of Fuel Chemistry and Technology* 45(3):303-10. doi: 10.1016/S1872-5813(17)30018-X.
- Xie et al. 2019. "Evaluation on the Formation of Lipid Free Radicals in the Oxidation Process of Peanut Oil - ScienceDirect." Retrieved July 31, 2022 (<https://www.sciencedirect.com/science/article/abs/pii/S0023643819300179>).
- Yang, Yafei, Yaobin Zhang, Zeyu Li, Zhiqiang Zhao, Xie Quan, and Zisheng Zhao. 2017. "Adding Granular Activated Carbon into Anaerobic Sludge Digestion to Promote Methane Production and Sludge Decomposition." *Journal of Cleaner Production* 149:1101-8. doi: 10.1016/j.jclepro.2017.02.156.
- Zhuang et al. 2021. "Egg and Cholesterol Consumption and Mortality from Cardiovascular and Different Causes in the United States: A Population-Based Cohort Study | PLOS Medicine." Retrieved July 20, 2022 (<https://journals.plos.org/plosmedicine/article?id=10.1371/journal.pmed.1003508>).

Workflow Publication

Submission Review Copyediting Production


Copyediting Discussions [Add discussion](#)

Name	From	Last Reply	Replies	Closed
<i>No Items</i>				

Copyedited [Search](#)

 14157-1	22T, Layout Final-2624-Hulyadi.docx	January 25, 2023	Article Text
---	-------------------------------------	------------------	--------------

Activate Windows
Go to Settings to activate Windows.



Effectiveness of Activated Carbon CaCl_2 and NaNO_3 Reducing Fatty Acids and Increasing the Quantity of Biodiesel Production

Muhali^{1*}, Hendrawani¹, Baiq Mirawati¹, Hulyadi¹

¹ Chemistry and Biology Education Department, Faculty of Technology and Applied Science, Mandalika University of Education.

Received: November 25, 2022

Revised: January 14, 2023

Accepted: January 25, 2023

Published: January 31, 2023

Corresponding Author:

Hendrawani

hendrawani@undikma.ac.id

© 2023 The Authors. This open access article is distributed under a (CC-BY License)



DOI: [10.29303/jppipa.v9i1.2624](https://doi.org/10.29303/jppipa.v9i1.2624)

Abstract: The study aims to identify the ability of carbon activated CaCl_2 and NaNO_3 in reducing fatty acids in jelah oil in biodiesel synthesis. This research is an experimental research with a quantitative descriptive approach. The variables measured in this study are the acidity level and quantity of biodiesel production from used cooking oil. The instruments used in this study include PH meters and Gas Chromatography mass Spectroscopy (GC-MS). The pH meter is used to measure the acid concentration of used cooking oil after going through a filtration process using activated carbon CaCl_2 , NaNO_3 , and inactivated carbon. The GC-MS instrument is used to identify the quantity of biodiesel production made from used cooking oil. The data obtained are presented in the form of tables and graphs to identify the effect of the treatment given. Based on measurements of PH meters and GC-MS activated carbon CaCl_2 is proven to be able to reduce fatty acids from an initial pH of 4 to 7 and get a biodiesel of 100%. Based on these finding, it can be concluded that. Use of CaCl_2 activated carbon has proved to be the most effective in reducing fatty acids and increasing the quantity of biodiesel production.

Keywords: Activated Carbon; Biodiesel; Fatty acids

Introduction

Edible fats and oils also called simple lipids contain 95-98% triacylglycerol, small amounts of diacyl and monoacylglycerol, free fatty acids, and 1-2% non-soapable components, such as sterols, tocopherols, and color compounds (Abidin 2013; Awogbemi et al., 2019). Cooking oil is mostly composed of triacylglycerol. Cooking oil is a basic need that is almost consumed every day. The intake of oils resulting in a variety of metabolic disorders in the body. The onset of problems in metabolism in the body will have implications for the emergence of various diseases (Kimura et al., 2020; Marino et al. 2021).

Cooking oil that is often used by the Indonesian people, especially the lower middle class, is bulk oil. The affordable price is the dominant reason this cooking oil is widely used by the public. Many people are not aware of the impact of using bulk cooking oil in the long term.

Cooking oil that is continuously used to fry food at high temperatures causes a break in the bond in the oil (Bhatnagar et al. 2009; Liu et al. 2019). Free radicals and fatty acids cause various diseases in our bodies (Choe & Min, 2006; Gordon & Magos, 1983; Jiang et al., 2020; Rossi et al., 2007; Xie et al., 2019). Diseases such as hypertension and cancer can appear if they consume bulk oil for a long period of time (Mouodi et al., 2019; Zhuang et al., 2021). Cholesterol in cooking oil is one of the triggers for the emergence of various diseases. High cholesterol levels trigger the onset of heart failure (Karminingtyas et al., 2021; Park & Han 2021; Surtini and Badriyah 2021).

Blood with high cholesterol also has implications for the brain's workability (Silva et al., 2020). A large amount of evidence supports that the gut microbiota plays an important role in the regulation of metabolic, endocrine, and immune functions. In recent years, it has been found the involvement of the gut microbiota in

How to Cite:

Muhali, M., Hendrawani, H., Mirawati, B., & Hulyadi, H. (2023). Effectiveness of Activated Carbon CaCl_2 and NaNO_3 Reducing Fatty Acids and Increasing the Quantity of Biodiesel Production. *Jurnal Penelitian Pendidikan IPA*, 9(1), 257-264. <https://doi.org/10.29303/jppipa.v9i1.2624>

several neurochemical pathways through the interconnected gut-brain axis. Fats or oils not only contain negative values, fats are also a source of energy for the body.

Fats of a certain concentration are needed as a source of energy. (Kimura et al., 2020) states asam fat synthesized as an energy substrate. Long- and medium-chain fatty acids derived primarily from dietary triglycerides, and short-chain fatty acids produced by the fermentation of gut microbes from indigestible dietary fiber, are the main sources of free fatty acids. Recently, a growing body of evidence suggests that fatty acids not only serve as a source of energy but also as natural ligands for a group of protein receptors. (Ormazabal et al., 2018) stated that the effect of insulin suppression on diadiposit lipolysis causes an increase in free fatty acids. The increase in prudence free fatty acids stimulates the peraand secretion of fatty acids resulting in hypertriglyceridemia. Triglycerides are transferred through the *cholesteryl ester process of protein transfer*. This process produces triglyceride-enriched cholesterol particles on glucose metabolism, insulin resistance leads to a decrease in the synthesis of liver glycogen, due to a decrease in the activation of glycogen synthesis .

Fatty acids have such a far-reaching impact on our health. Fats that are not decomposed into energy for the body will accumulate in the body which causes various diseases in the body (Barrea et al. 2019; Kunz et al. 2019; Lee et al. 2022; Lee et al. 2019). Literacy about fatty acids in used cooking oil that is low in Indonesian society causes negative impacts on cooking oil consumption, many are not known by the public. The conversion of used cooking oil into biodiesel is important as a way to reduce its negative impact. Biodicell synthesis is important in the midst of a fossil energy crisis and the environmental impacts caused. The abundance of sawait plantations in Indonesia has become a big capital in making biodiesel. Triglycerides are staples in biodicell dressing (Corro et al. 2017; Long et al., 2021). Triglycerides are commonly found in palm and legume plants (Chatterjee et al. 2020; Sankararaman & Sferra 2018). Biodicell synthesis mostly uses vegetable trigesides. (Changmai et al., 2020) reported the use of plant-based triglycerides proved to be more effective and efficient in producing biodicells by producing homogeneous and heterogeneous catalysts.

Used cooking oil cannot be directly obtained into biodiesel because it contains free fatty acids (Gardy et al., 2017; Sahar et al., 2018; Wang et al., 2017). The presence of free fatty acids in the oil causes a stinging reaction (Ardiyanti et al., 2020; Bouaid et al., 2016; Glass RL 1971). The stinging reaction at biodicell synthesis causes low biodicell yield. Technology is needed in removing fatty acids in used cooking oils. One technique to reduce fatty acids is the addition of active carbon (Hernandez et al.,

2018; Yang et al., 2017). (Niu et al., 2018) reported that sulfanilate-activated carbon was shown to be able to reduce free fatty acids produced by biodiesel with levels of 96%. The addition of an activator to carbon is needed to attract residues in used cooking oil. (Kastner et al., 2012) stated that sulfite-activated carbon can catalyze the esterification reaction of fatty acids with a yield of 90-10%. (Capson-Tojo et al., 2018) found the use of granular activated carbon has been shown to be effective in lowering acetic acid levels in the decomposition of organic waste. The process of decomposition of organic waste by microorganisms produces by-products in the form of acetic acid. If the concentration of acids continues to increase the work of microorganisms in decomposing organic waste may be disturbed. The ability of activated carbon to absorb acids is very useful in keeping the activity of microorganisms running. Based on the description above, the use of activated carbon is important to continue to be developed in reducing fatty acids in used cooking oil. Decreased levels of fatty acids in oil can reduce the negative impact of oil on health and can improve the quantity of the biodiesel produced.

Method

The main ingredients used in this research are used cooking oil, methanol 96% pro-analyst, KOH pro-analyst, coconut shell carbon. Glassware, magnetic stirrer, gas chromatography mass spectrometry, pH meter. The process of making biodiesel from used cooking oil starts from the filtration of used cooking oil using filter paper and activated carbon. Furthermore, the manufacture of methoxy by reacting 50 mL of methanol with 1 gram of KOH. The next step is the transesterification process, separation of biodiesel from glycerol, washing biodiesel, drying, and testing biodiesel using the GC-MS instrument. The data obtained are then arranged in tables and described in the form of graphs. The graph is used to be able to see the effect of the application of activated carbon in reducing the fatty acids of used cooking oil and increasing the percentage of biodiesel production.

Result and Discussion

The process of making biodiesel from used cooking oil starts from the filtration of used cooking oil using filter paper. This process is carried out to separate used cooking oil macro residues. The next process measures the pH of the oil using a pH meter. Subsequently, a second filtration was carried out using activated carbon CaCl₂, NaNO₃ and unactivated carbon, respectively. All filtrates were measured pH to see the ability of carbon in

reducing fatty acids. The results of the identification of the pH of used cooking oil can be seen in Table 1.

Table 1. pH of used cooking oil on several filters

Filtration	Filter paper	Activated carbon (CaCl ₂)	Activated carbon (NaNO ₃)	Unactivated carbon
pH	4	7	6	5

The next process is used cooking oil which has passed the second filtering stage and is then made into biodiesel. Biodiesel is made from 250 mL of used cooking oil that has gone through the second filtering stage plus 50 mL of methoxy solution. Methoxy solution was prepared from 50 mL of methanol plus 1 gram of KOH. All ingredients are mixed in a glass beaker and then heated on a hot plate magnetic stirrer at a temperature of 65-75 0C for 1-2 hours. After 2 hours the ingredients are put in a separating funnel. The material is allowed to stand for 10-15 minutes until two layers are formed. the top layer of biodiesel and glycerol in the bottom layer.

Table 2. % Biodicell area and Unbiodiesel Carbon filterized are not activated.

Peak	Area% Biodiesel	Area% Unbiodiesel	Name
1-2	3.43	0.00	Tetra acid, methyl ester
3-4	35.99	0.00	Hexadecanoic acid, methyl ester
5	0.00	2.50	Hexadecanoic acid, palmitic acid
6&8	0.00	46.31	9-octadecanoic acid
7	9.45	0.00	Octadecanoic acid, methyl ester
9&10	2.34	0.00	Eicosenoic acid, methyl ester
Total	51.21	48.81	

The separated biodiesel is then washed with warm water at a regular temperature of 65-75 0C, washing is carried out to clean fatty acids or other minerals dissolved in biodiesel (Abbaszadeh et al., 2014; Atadashi et al., 2011; Pinho et al., 2022). Furthermore, biodiesel is heated at 1300C for 10-15 minutes to evaporate water during the biodiesel washing process (Chozhavendhan et al., 2020; Fonseca et al., 2019). Furthermore, the composition of biodiesel was measured using a gas chromatography mass spectrometry (GC-MS) instrument.

The test results using the GC-MS instrument and a pH meter showed that the main compound formed was actadecanoic acid. The octadecanoic acid contained in the sample was 48.7%. Octadecanoic acid and palmitic acid are fatty acids that are quite common in used cooking oil. (Mozzon et al., 2020; Muanruksa et al., 2020;

Sarno & Iuliano, 2019). This result is relevant to the pH measurement in Table 1 which shows an acidic pH. Based on table 1-3, used cooking oil filtered with CaCl₂ had the most positive impact on biodiesel synthesis. The test results showed the lowest pH and the biodiesel concentration obtained was 100%.

Table 3. % Area of Biodicell and Unbiodiesel Stabilized Carbon Activated NaNO₃.

Peak	Area% Biodiesel	Area% Unbiodiesel	Name
1	0,62	0	Dodecanoic acid methyl ester
2	2.31	0	Tetradenoic acid, methyl ester
3 & 4	25.65	0	Hexadecanoic acid, palmitic acid
5	40.54	0	9-octadecanoic acid methyl ester
6	8.42	0	Octadecanoic acid, methyl ester
7 & 8	1.68	0	Eicosenoic acid, methyl ester
9	0	4.57	1-Triacontanol
10	0	16.26	1-hexacosanol
Total	78.60	20.83	

Table 4. % Area of Biodicell and Unbiodiesel Stabilized Carbon Activated CaCl₂

Peak	Area% Biodiesel	Area% Unbiodiesel	Name
1	2.10	0	Tetradenoic acid, methyl ester
2	34.17	0	Hexadecanoic acid, palmitic acid
3	54.97	0	9-octadecanoic acid methyl ester
4	8.76	0	Octadecanoic acid, methyl ester
Total	100	0	

Test results for biodiesel on used cooking oil filtered using activated and non-activated carbon are described in full in graph 1. Figure 1 illustrates the most effective CaCl₂ activated carbon degrading fatty acids. The decrease in fatty acids was also recorded at the pH of used cooking oil after undergoing a filtration process as shown in graph 2. If we look closely, the decrease in fatty acids is inversely proportional to the increase in biodiesel production from used cooking oil. The increase in fatty acids will have an impact on the saponification process in biodiesel (Glass RL 1971; KunWu et al., 2022). If a saponification reaction occurs, it can disrupt the transesterification reaction, which will result in a decrease in biodiesel production. The results of treatment with CaCl₂ activated carbon filter proved to be the most effective in reducing fatty acid levels, the

most effective indicators were the pH of used cooking oil and the concentration of biodiesel obtained. The pH indicator describes the concentration of acid dissolved in

used cooking oil. The relationship between pH and fatty acids can be seen in Graph 2.

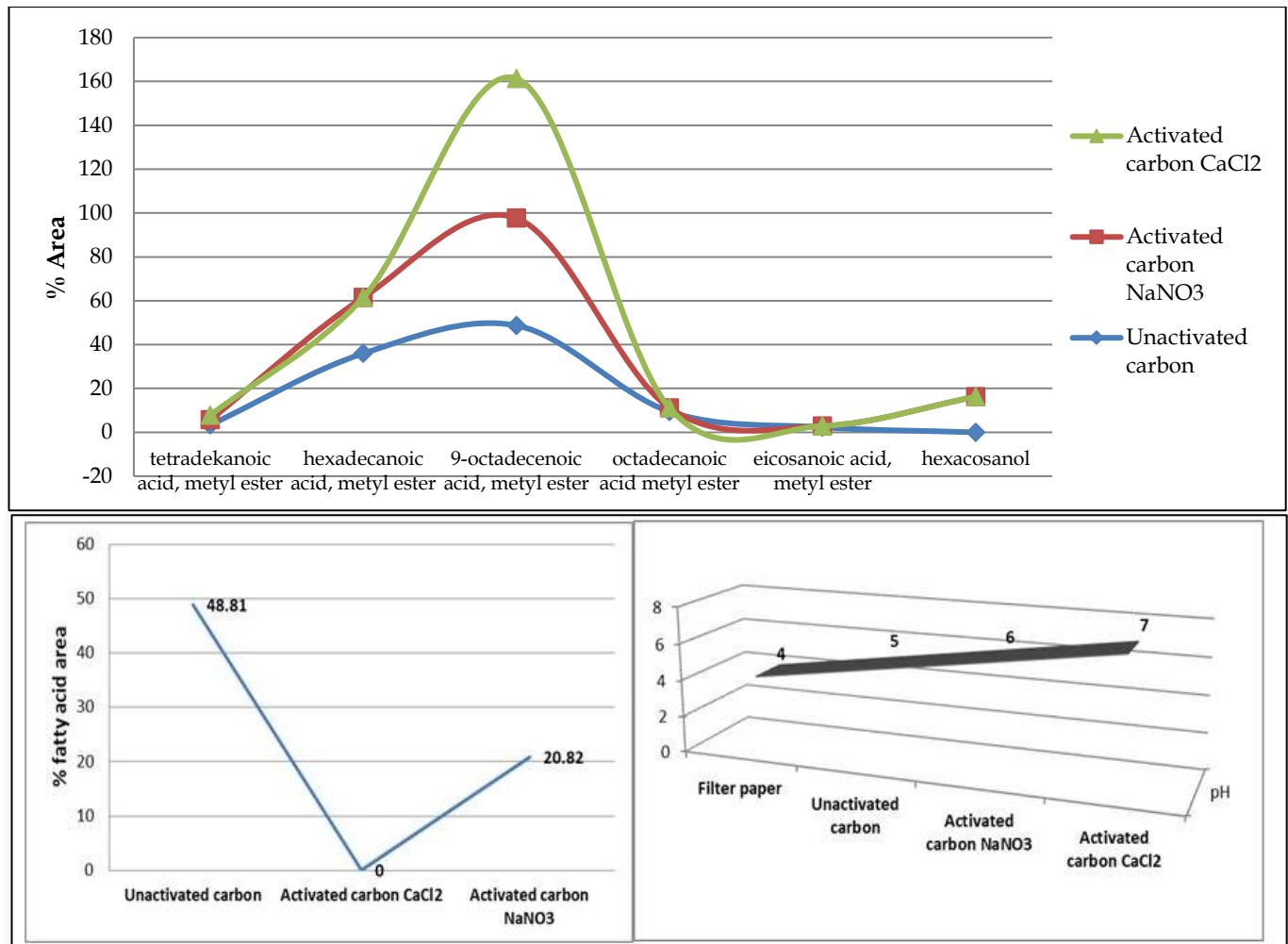


Figure 1. Biodicell Profile of Activated Carbon Filtered Used Cooking Oil

The biodiesel results were confirmed even more clearly from the results of the mass spectrometer (MS) instrument test. This instrument is one of the instruments that is able to read organic molecules dissolved in the sample. This instrument is able to read the molecular mass and its fragments after going through the electron firing process (Glish and Vachet 2003). The test results can be seen in spectra 1 and 2. These results reinforce the finding that used cooking oil contains high fatty acids. Octadecanoic acid and palmitic acid being the acids with the highest concentrations are found in the cooking oil. Used cooking oil used is oil sourced from palm oil. The findings of many researchers in palm oil contain a lot of palmitic, octadecanoic acid and citric fatty acids (Albuquerque 2020; Bahadi, Salih, and Salimon 2021; Muanruksa et al., 2020).

These results are relevant to the researchers' findings when the sample is included in the GC-MS instrument. A mass spectroscopy instrument is an instrument capable of reading the molecular structure of a sample. The molecular structure is read through the process of shooting electrons on the molecule through the instrument. Furthermore, the molecule undergoes fragmentation into positive and negative ions. The GC-MS test results provide an overview of the relative molecular mass and segmented positive ion molecules. The results of the GC-MS test can be seen in the chromatogram below. The results from the MS instrument showed that the molecular mass of several compounds in biodiesel from used cooking oil was 242, which indicates the molecular mass of meristic acid. Another name for meristic acid is tetradecanoic acid.

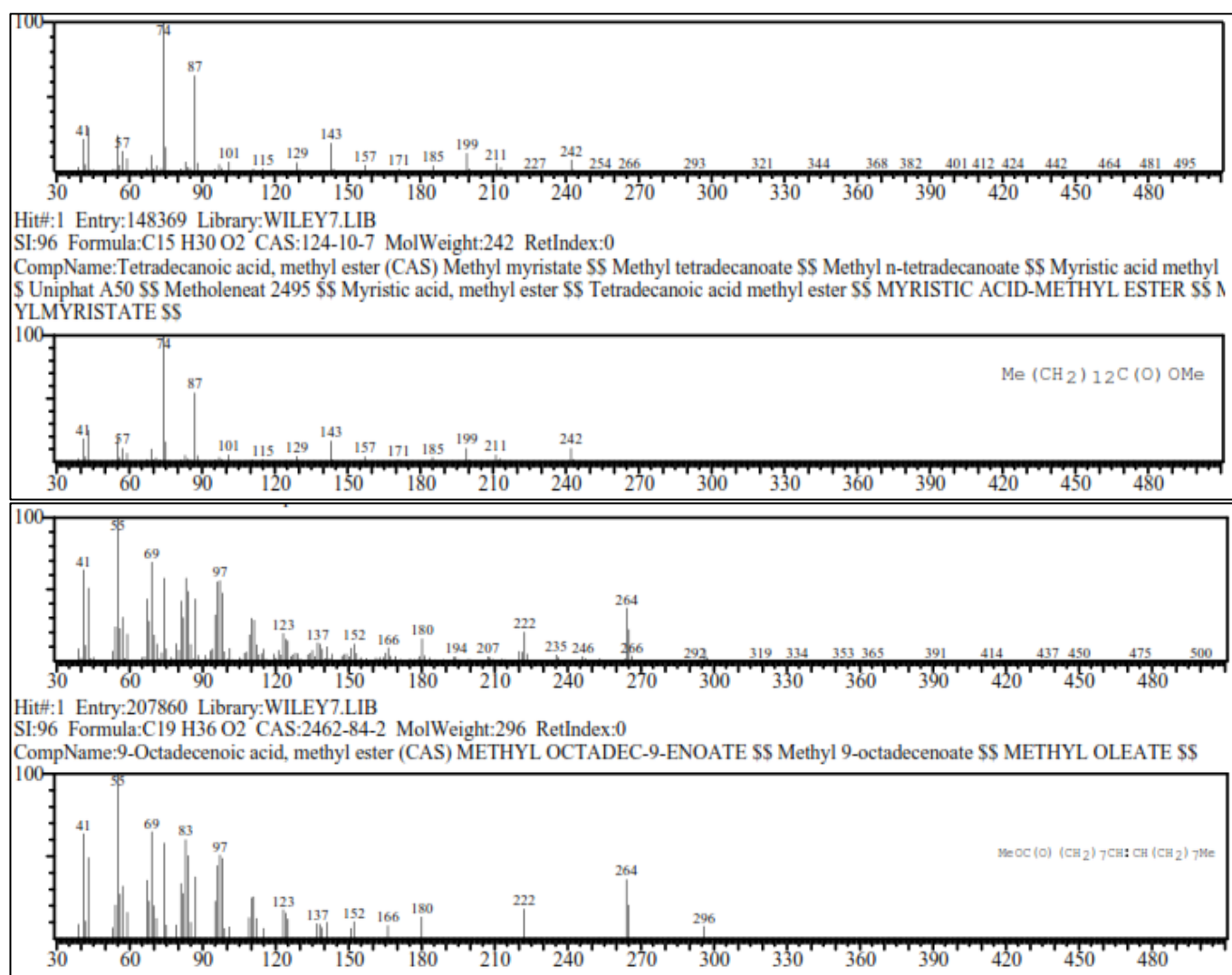


Figure 2. Spectrum of used cooking oil biodiesel components

The above test results show that the most abundant biodiesel component is octadecanoic acid methyl ester. This result can be seen from the 54.97% area which is the largest of the other ester components. Based on the GC-MS test, it was obtained that the molecular mass was 296 g/mol, representing oleic methyl ester. The used cooking oil used is palm oil, which is evident from the highest meristic and oleic acid content obtained when the samples were tested. Meristic and oleic acids are the most common organic acids found in cooking oil made from palm oil (Bukhari et al., 2020; Rattanaporn et al., 2018). Based on the test results using a pH meter and GC-MS the application of CaCl₂ activated carbon proved to be effective in reducing organic acids and increasing the quantity of biodiesel production from used cooking oil.

Conclusion

The application of CaCl₂ activated carbon proved to be the most effective in reducing fatty acids and

increasing the quantity of biodiesel production from used waste cooking oil.

References

- Abbaszadeh, A., B. Ghobadian, G. Najafi, and T. Yusaf. (2014). An Experimental Investigation of the Effective Parameters on Wet Washing of Biodiesel Purification. *International Journal of Automotive and Mechanical Engineering*, 9(1), 1525-37. <https://doi.org/10.15282/ijame.9.2013.4.0126>
- Abidin. (2013). Quantitative Analysis of Fatty Acids Composition in the Used Cooking Oil (UCO) by Gas Chromatography-mass Spectrometry (GC-MS). *The Canadian Journal of Chemical Engineering*, 91(12), 1896-1903. Retrieved from <https://onlinelibrary.wiley.com/doi/abs/10.1002/cjce.21848>.
- Albuquerque. (2020). Are Chloropropanols and Glycidyl Fatty Acid Esters a Matter of Concern in Palm Oil?.

- Trends in Food Science & Technology*, 105, 494-514
<https://doi.org/10.1016/j.tifs.2019.01.005>.
- Ardiyanti, A. D., Adhitama, L., & Wahyutiyani, R. (2020). Efficient Compost Fertilizer with Addition of Fatty Acid Results of Used Cooking Oil Saponification Reaction. In *Proceeding International Conference on Science and Engineering*, 3, 125-128.
<https://doi.org/10.14421/icse.v3.483>
- Atadashi, I. M., Aroua, M. K., & Aziz, A. A. (2011). Biodiesel separation and purification: a review. *Renewable Energy*, 36(2), 437-443
<https://doi.org/10.1016/j.renene.2010.07.019>.
- Awogbemi, Omojola, Emmanuel Idoko Onuh, and Freddie L. Inambao. (2019). Comparative Study of Properties and Fatty Acid Composition of Some Neat Vegetable Oils and Waste Cooking Oils. *International Journal of Low-Carbon Technologies*, 14(3), 417-25.
<https://doi.org/10.1093/ijlct/ctz038>.
- Bahadi, M., Salih, N., & Salimon, J. (2021). D-Optimal Design Optimization for the Separation of Oleic Acid from Malaysian High Free Fatty Acid Crude Palm Oil Fatty Acids Mixture Using Urea Complex Fractionation. *Applied Science and Engineering Progress*, 14(2), 175-86.
<https://doi.org/10.14416/j.asep.2021.03.004>.
- Barrea, L., Muscogiuri, G., Annunziata, G., Laudisio, D., Pugliese, G., Salzano, C., ... & Savastano, S. (2019). From gut microbiota dysfunction to obesity: could short-chain fatty acids stop this dangerous course?. *Hormones*, 18(3), 245-250.
<https://doi.org/10.1007/s42000-019-00100-0>.
- Bhatnagar, A. S., Prasanth Kumar, P. K., Hemavathy, J., & Gopala Krishna, A. G. (2009). Fatty acid composition, oxidative stability, and radical scavenging activity of vegetable oil blends with coconut oil. *Journal of the American Oil Chemists' Society*, 86(10), 991-999.
<https://doi.org/10.1007/s11746-009-1435-y>.
- Bouaid, A., Vázquez, R., Martinez, M., & Aracil, J. (2016). Effect of free fatty acids contents on biodiesel quality. Pilot plant studies. *Fuel*, 174, 54-62
<https://doi.org/10.1016/j.fuel.2016.01.018>.
- Bukhari, N. A., Jahim, J. M., Loh, S. K., Nasrin, A. B., Harun, S., & Abdul, P. M. (2020). Organic acid pretreatment of oil palm trunk biomass for succinic acid production. *Waste and Biomass Valorization*, 11(10), 5549-5559. <https://doi.org/10.1007/s12649-020-00953-2>.
- Capson-Tojo, G., Moscoviz, R., Ruiz, D., Santa-Catalina, G., Trably, E., Rouez, M., ... & Escudié, R. (2018). Addition of granular activated carbon and trace elements to favor volatile fatty acid consumption during anaerobic digestion of food waste. *Bioresource technology*, 260, 157-168.
<https://doi.org/10.1016/j.biortech.2018.03.097>.
- Changmai, B., Vanlalveni, C., Ingle, A. P., Bhagat, R., & Rokhum, S. L. (2020). Widely used catalysts in biodiesel production: a review. *RSC advances*, 10(68), 41625-41679.
<https://doi.org/10.1039/D0RA07931F>.
- Chatterjee, P., Fernando, M., Fernando, B., Dias, C. B., Shah, T., Silva, R., ... & Martins, R. N. (2020). Potential of coconut oil and medium chain triglycerides in the prevention and treatment of Alzheimer's disease. *Mechanisms of Ageing and Development*, 186, 111209.
<https://doi.org/10.1016/j.mad.2020.111209>.
- Choe, E., & Min, D. B. (2006). Mechanisms and factors for edible oil oxidation. *Comprehensive reviews in food science and food safety*, 5(4), 169-186.
<https://doi.org/10.1111/j.1541-4337.2006.00009.x>.
- Chozhavendhan, S., Singh, M. V. P., Fransila, B., Kumar, R. P., & Devi, G. K. (2020). A review on influencing parameters of biodiesel production and purification processes. *Current Research in Green and Sustainable Chemistry*, 1, 1-6.
<https://doi.org/10.1016/j.crgsc.2020.04.002>.
- Corro, G., Sánchez, N., Pal, U., Cebada, S., & Fierro, J. L. G. (2017). Solar-irradiation driven biodiesel production using Cr/SiO₂ photocatalyst exploiting cooperative interaction between Cr⁶⁺ and Cr³⁺ moieties. *Applied Catalysis B: Environmental*, 203, 43-52. <https://doi.org/10.1016/j.apcatb.2016.10.005>.
- Fonseca, J. M., Teleken, J. G., de Cinque Almeida, V., & da Silva, C. (2019). Biodiesel from waste frying oils: Methods of production and purification. *Energy Conversion and Management*, 184, 205-218.
<https://doi.org/10.1016/j.enconman.2019.01.061>.
- Gardy, J., Hassanpour, A., Lai, X., Ahmed, M. H., & Rehan, M. (2017). Biodiesel production from used cooking oil using a novel surface functionalised TiO₂ nano-catalyst. *Applied Catalysis B: Environmental*, 207, 297-310.
<https://doi.org/10.1016/j.apcatb.2017.01.080>.
- Glass, R. L. (1971). Alcoholysis, saponification and the preparation of fatty acid methyl esters. *Lipids*, 6(12), 919-925. <https://doi.org/10.1007/BF02531175>.
- Glish, G. L., & Vachet, R. W. (2003). The basics of mass spectrometry in the twenty-first century. *Nature reviews drug discovery*, 2(2), 140-150.
<https://doi.org/10.1038/nrd1011>.
- Gordon, M. H., & Magos, P. (1983). The effect of sterols on the oxidation of edible oils. *Food Chemistry*, 10(2), 141-147. [https://doi.org/10.1016/0308-8146\(83\)90030-4](https://doi.org/10.1016/0308-8146(83)90030-4).
- Hernandez-Hernandez, F., JUANA MARIA, S. G., & Domingo-Coscollola, M. (2018). Cartographies as spaces of inquiry to explore of teachers' nomadic

- learning trajectories. *Digital Education Review*, 33, 105-119. <https://doi.org/10.1344/der.2018.33.105-119>.
- Jiang, S., Xie, Y., Li, M., Guo, Y., Cheng, Y., Qian, H., & Yao, W. (2020). Evaluation on the oxidative stability of edible oil by electron spin resonance spectroscopy. *Food chemistry*, 309, 125714. <https://doi.org/10.1016/j.foodchem.2019.125714>.
- Karminingtyas, S. R., Vifta, R. L., & Lestari, P. (2021). Pencegahan Dini Bahaya Kolesterol dan Penyertanya Melalui Pengolahan Limbah Jelantah menjadi Waste Soap Serbaguna. *INDONESIAN JOURNAL OF COMMUNITY EMPOWERMENT (IJCE)*, 3(1), 6-12. Retrieved from <https://jurnal.unw.ac.id/index.php/IJCE/article/view/890>.
- Kastner, J. R., Miller, J., Geller, D. P., Locklin, J., Keith, L. H., & Johnson, T. (2012). Catalytic esterification of fatty acids using solid acid catalysts generated from biochar and activated carbon. *Catalysis Today*, 190(1), 122-132. <https://doi.org/10.1016/j.cattod.2012.02.006>.
- Kimura, I., Ichimura, A., Ohue-Kitano, R., & Igarashi, M. (2019). Free fatty acid receptors in health and disease. *Physiological reviews*, 100(1), 171-210. <https://doi.org/10.1152/physrev.00041.2018>.
- KunWu., Xu, W., Wang, C., Lu, J., & He, X. (2022). Saponification with calcium has different impacts on anaerobic digestion of saturated/unsaturated long chain fatty acids. *Bioresource Technology*, 343, 126134. <https://doi.org/10.1016/j.biortech.2021.126134>.
- Kunz, M., Simon, J. C., & Saalbach, A. (2019). Psoriasis: obesity and fatty acids. *Frontiers in Immunology*, 10, 1807. <https://doi.org/10.3389/fimmu.2019.01807>.
- Lee, K. R., Midgett, Y., & Shah, R. (2019). Fish oil derived omega 3 fatty acids suppress adipose NLRP3 inflammasome signaling in human obesity. *Journal of the Endocrine Society*, 3(3), 504-515. <https://doi.org/10.1210/js.2018-00220>.
- Lee, Y. Y., Tang, T. K., Chan, E. S., Phuah, E. T., Lai, O. M., Tan, C. P., ... & Tan, J. S. (2022). Medium chain triglyceride and medium-and long chain triglyceride: metabolism, production, health impacts and its applications—a review. *Critical reviews in food science and nutrition*, 62(15), 4169-4185. <https://doi.org/10.1080/10408398.2021.1873729>.
- Liu, Y., Li, J., Cheng, Y., & Liu, Y. (2019). Effect of frying oils' fatty acid profile on quality, free radical and volatiles over deep-frying process: A comparative study using chemometrics. *Lwt*, 101, 331-341. <https://doi.org/10.1016/j.lwt.2018.11.033>.
- Long, F., Liu, W., Jiang, X., Zhai, Q., Cao, X., Jiang, J., & Xu, J. (2021). State-of-the-art technologies for biofuel production from triglycerides: A review. *Renewable and Sustainable Energy Reviews*, 148, 111269. <https://doi.org/10.1016/j.rser.2021.111269>.
- Marino, V. M., Rapisarda, T., Caccamo, M., Valenti, B., Priolo, A., Luciano, G., ... & Pauselli, M. (2021). Effect of Dietary Hazelnut Peels on the Contents of Fatty Acids, Cholesterol, Tocopherols, and on the Shelf-Life of Ripened Ewe Cheese. *Antioxidants*, 10(4), 538. <https://doi.org/10.3390/antiox10040538>.
- Mouodi, S., Hosseini, S. R., Cumming, R. G., Bijani, A., Esmaeili, H., & Ghadimi, R. (2019). Physiological risk factors for cardiovascular disease in middle-aged (40-60 year) adults and their association with dietary intake, northern Iran. *Caspian journal of internal medicine*, 10(1), 55. <https://doi.org/10.22088/2Fcjim.10.1.55>.
- Mozzon, M., Foligni, R., & Mannozi, C. (2020). Current knowledge on interspecific hybrid palm oils as food and food ingredient. *Foods*, 9(5), 631. <https://doi.org/10.3390/foods9050631>.
- Muanruksa, P., & Kaewkannetra, P. (2020). Combination of fatty acids extraction and enzymatic esterification for biodiesel production using sludge palm oil as a low-cost substrate. *Renewable Energy*, 146, 901-906. <https://doi.org/10.1016/j.renene.2019.07.027>.
- Niu, S., Ning, Y., Lu, C., Han, K., Yu, H., & Zhou, Y. (2018). Esterification of oleic acid to produce biodiesel catalyzed by sulfonated activated carbon from bamboo. *Energy Conversion and Management*, 163, 59-65. <https://doi.org/10.1016/j.enconman.2018.02.055>.
- Ormazabal, V., Nair, S., Elfeky, O., Aguayo, C., Salomon, C., & Zuñiga, F. A. (2018). Association between insulin resistance and the development of cardiovascular disease. *Cardiovascular diabetology*, 17(1), 1-14. <https://doi.org/10.1186/s12933-018-0762-4>.
- Park, Y., & Han, J. (2021). Blood Lead Levels and Cardiovascular Disease Risk: Results from the Korean National Health and Nutrition Examination Survey. *International Journal of Environmental Research and Public Health*, 18(19), 10315. <https://doi.org/10.3390/ijerph181910315>.
- Pinho, M. L., Braz, C. G., Matos, H. A., Pinheiro, C. I., & Granjo, J. F. (2022). Control of an industrial packed extraction column for biodiesel washing. In *Computer Aided Chemical Engineering*, 51, 1123-1128. <https://doi.org/10.1016/B978-0-323-95879-0.50188-0>.
- Rattanaporn, K., Tantayotai, P., Phusantisampan, T., Pornwongthong, P., & Sriariyanun, M. (2018). Organic acid pretreatment of oil palm trunk: effect

- on enzymatic saccharification and ethanol production. *Bioprocess and biosystems engineering*, 41(4), 467-477. <https://doi.org/10.1007/s00449-017-1881-0>.
- Rossi, M., Alamprese, C., & Ratti, S. (2007). Tocopherols and tocotrienols as free radical-scavengers in refined vegetable oils and their stability during deep-fat frying. *Food Chemistry*, 102(3), 812-817. <https://doi.org/10.1016/j.foodchem.2006.06.016>.
- Sahar, S., Iqbal, J., Ullah, I., Bhatti, H. N., Nouren, S., Nisar, J., & Iqbal, M. (2018). Biodiesel production from waste cooking oil: an efficient technique to convert waste into biodiesel. *Sustainable cities and society*, 41, 220-226. <https://doi.org/10.1016/j.scs.2018.05.037>.
- Sankararaman, S., & Sferra, T. J. (2018). Are we going nuts on coconut oil?. *Current nutrition reports*, 7(3), 107-115. doi: 10.1007/s13668-018-0230-5.
- Sarno, M., & Iuliano, M. (2019). Biodiesel production from waste cooking oil. *Green Processing and Synthesis*, 8(1), 828-836. <https://doi.org/10.1515/gps-2019-0053>.
- Silva, Y. P., Bernardi, A., & Frozza, R. L. (2020). The role of short-chain fatty acids from gut microbiota in gut-brain communication. *Frontiers in endocrinology*, 11, 25. <https://doi.org/10.3389/fendo.2020.00025>
- Surtini, & Badriyah, Z. (2021). Correlation of Repeat Cooking Oil Use to Increasing Cholesterol Levels in Community, Gandong Village, Bandung District, Tulungagung Regency In 2021. In *The 3rd Joint International Conference*, 3(1), 254-259. Retrieved from <https://proceeding.tenjic.org/jic3/index.php/jic3/article/view/91>
- Wang, H. H., Liu, L. J., & Gong, S. W. (2017). Esterification of oleic acid to biodiesel over a 12-phosphotungstic acid-based solid catalyst. *Journal of Fuel Chemistry and Technology*, 45(3), 303-310. [https://doi.org/10.1016/S1872-5813\(17\)30018-X](https://doi.org/10.1016/S1872-5813(17)30018-X).
- Xie, Y., Jiang, S., Li, M., Guo, Y., Cheng, Y., Qian, H., & Yao, W. (2019). Evaluation on the formation of lipid free radicals in the oxidation process of peanut oil. *LWT*, 104, 24-29. <https://doi.org/10.1016/j.lwt.2019.01.016>.
- Yang, Y., Zhang, Y., Li, Z., Zhao, Z., Quan, X., & Zhao, Z. (2017). Adding granular activated carbon into anaerobic sludge digestion to promote methane production and sludge decomposition. *Journal of cleaner production*, 149, 1101-1108. <https://doi.org/10.1016/j.jclepro.2017.02.156>.
- Zhuang, P., Wu, F., Mao, L., Zhu, F., Zhang, Y., Chen, X., ... & Zhang, Y. (2021). Egg and cholesterol consumption and mortality from cardiovascular and different causes in the United States: A population-based cohort study. *PLoS medicine*, 18(2), 1-23. <https://doi.org/10.1371/journal.pmed.1003508>.